



Installation Manual


MERCEDES BENZ S CLASS 4DR
MB-SCLSLWB-4-C



Shades



Side Shades



Tailgate Shades

Fixing Clips



CL-M13 x 6



CL-M12 x 2



CL-M03 x 4



CL-M04 x 4



CL-M14 x 2



Installation

MERCEDES BENZ S CLASS 4DR
MB-SCLSLWB-4-C

Components Needed



Side Shades



CL-M04 x 4



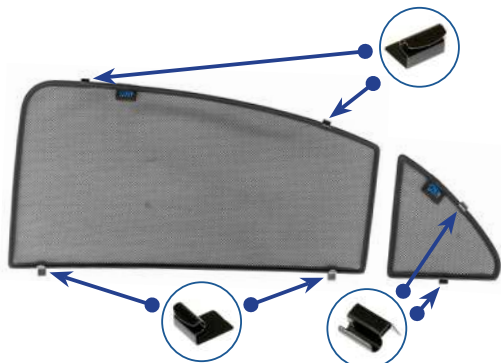
CL-M03 x 4



CL-M13 x 4

Side Shade Installation

STEP 1



STEP 2



STEP 3



STEP 4



STEP 5



STEP 6



Installation

MERCEDES BENZ S CLASS 4DR
MB-SCLSLWB-4-C



Side Shade Installation

STEP 7



STEP 8



STEP 9



STEP 10



STEP 11



STEP 12



Installation

MERCEDES BENZ S CLASS 4DR
MB-SCLSLWB-4-C



Side Shade Installation

STEP 13



View from the other side. Ensure clips fit between seals

STEP 14



Repeat this whole process for the other side.

Installation

MERCEDES BENZ S CLASS 4DR
MB-SCLSLWB-4-C

Components Needed



Tailgate Shades



CL-M12 x 2



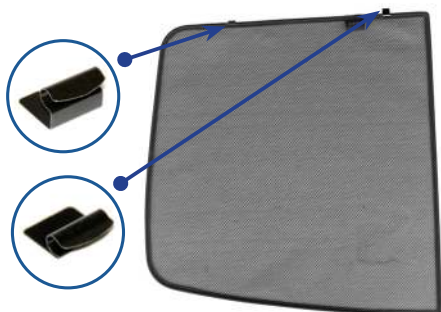
CL-M13 x 2



CL-M14 x 2

Tailgate Shade Installation

STEP 1



STEP 2



STEP 3



STEP 4



STEP 5



STEP 6



Installation

MERCEDES BENZ S CLASS 4DR
MB-SCLSLWB-4-C




Tailgate Shade Installation

STEP 7




Repeat this whole process for the other side.


STEP 8



STEP 9



STEP 10



STEP 11

