

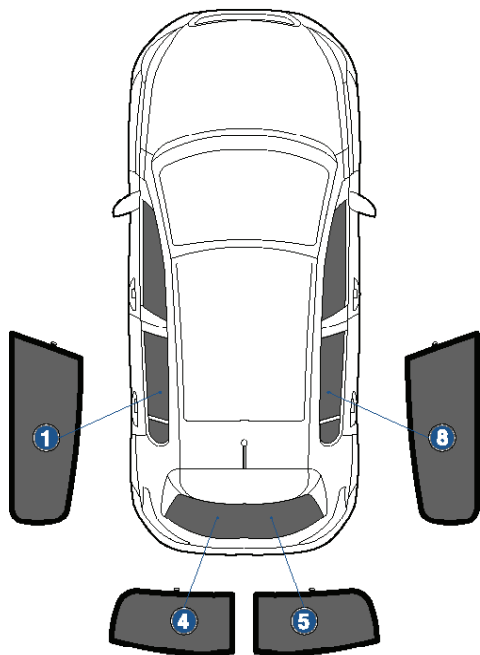
Installation Manual

PEUGEOT 308 5DR
PEU-308-5-B



COMPONENTS INCLUDED

SHADES



FIXING CLIPS



CL-M02 x 2



CL-M11 x 4



CL-M14 x 1



CL-T01 x 1

Side Shade Installation

PEUGEOT 308 5DR

PEU-308-5-B

COMPONENTS NEEDED:



STEP #1

INSERT CLIPS INSIDE WEATHERSTRIP



STEP #2

POSITION THE SIDE SHADE



STEP #3

ATTACH SIDE SHADE BEHIND CLIPS



STEP #4

ENSURE SECURELY FITTED IN PLACE




CAR
SHADES

Rear Shade Installation

PEUGEOT 308 5DR

PEU-308-5-B

COMPONENTS NEEDED:




STEP #1

ATTACH CLIPS ON SHADE EDGES



STEP #2

POSITION THE REAR SHADE



STEP #3

INSERT CLIPS BEHIND INTERIOR TRIM




STEP #4

REPEAT THE PROCESS ON OTHER SHADE



STEP #5

ENSURE SECURELY FITTED IN PLACE



CAR
SHADES