

Sculptor™

 Electric or gas 38 -> 65 cc

Sculptor™ Guide Bars are specially developed for chainsaw carving.

An essential tool for chainsaw artists seeking long-lasting performance and versatility.

- Manufactured with high-quality steel
- Precision gas-welded high cobalt/chrome alloy hard-facing material for better nose performance and life
- Clear-coated, brushed steel for distinctive and durable appearance and finish








1/4"  1,3 mm  Dime tip 10 mm

 10" (25 cm)			 12" (30 cm)		
535044	60	A041 / A095	535045	68	A041 / A095

1/4"  1,3 mm  Quarter tip 12 mm

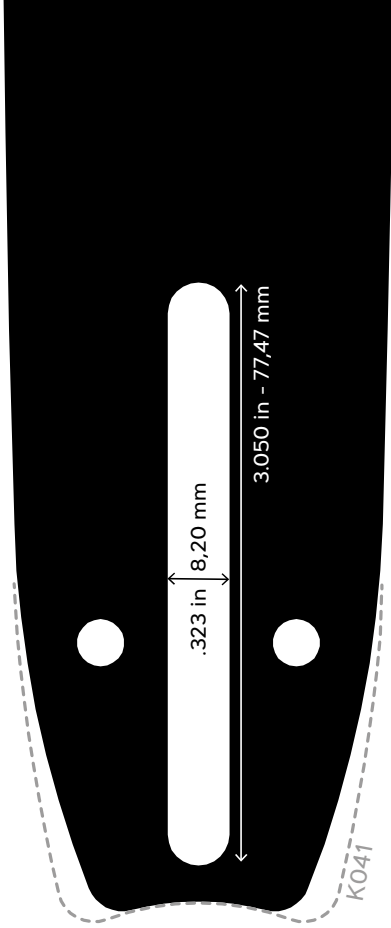
 12" (30 cm)			 14" (35 cm)		
535047	68	A041 / A095	535048	76	A041 / A095
	68	A074		75	A074

3/8" LOW PROFILE  1,3 mm  Quarter tip 12 mm

 12" (30 cm)			 14" (35 cm)		
535047	47	A041 / A095	535048	52	A041 / A095
	47	A074		51	A074

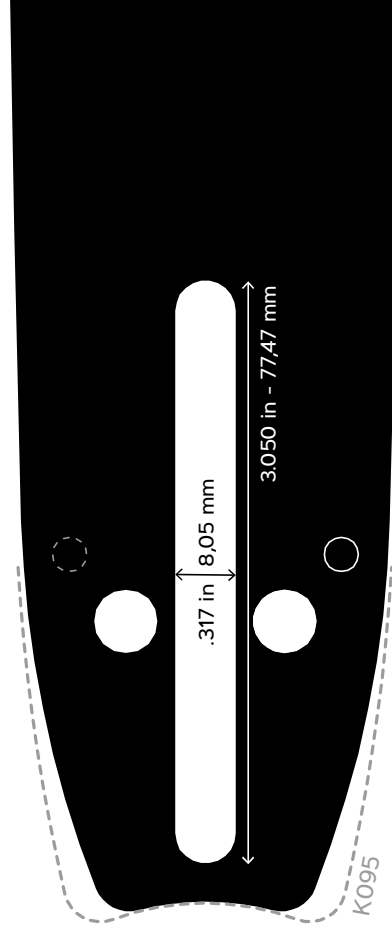
Most Popular guide bar motor mounts

A041 - K041 - T041



OEM Applications: AEG, Active, AL-KO, Alpina, Black+Decker, Bosch, Castor, Cub Cadet®, Dolmar, Draper, Echo®, Efco®, Einhell®, Gardena, Greenworks, Grizzly, Hecht, Hitachi, Homelite®, Husqvarna®, Ikra, Iseki, Jonsered®, Makita®, McCulloch®, MTD, Oleo-Mac®, Partner, Poulan®/Poulan Pro®, Ryobi®, Shindaiwa, Skil®, Solo, Stiga, Tanaka®, Zenoah, and others

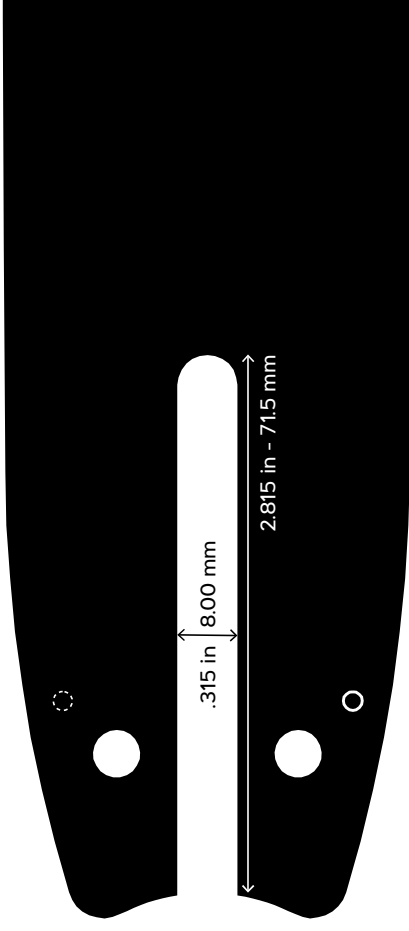
A095 - K095 - Z095*



***Note:** In a few cases where two bars would have the same called length but different drive-link counts, the letter Z will be used in the motor-mount description to distinguish between them (K095 and Z095 for example).

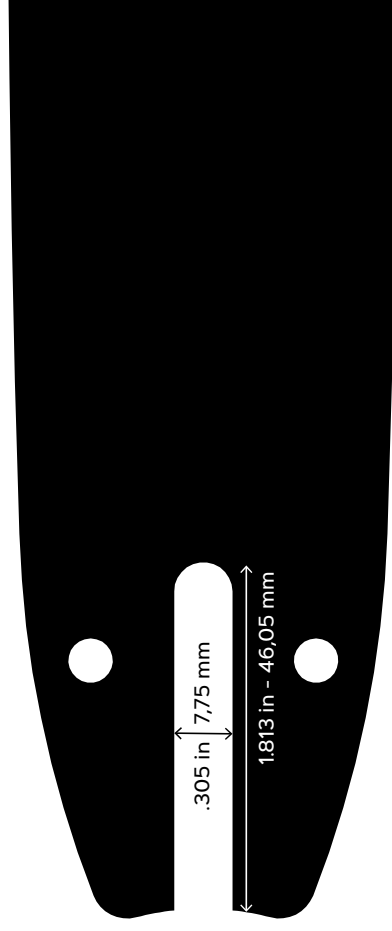
OEM Applications: AL-KO, Alpina, Castor, Cub Cadet®, Dolmar, Efco®, Einhell®, Hecht, Homelite®, Husqvarna®, Jonsered®, Makita®, McCulloch®, Metabo®, Mitox, MTD, Oleo-Mac®, Partner, Pioneer, Poulan®/Poulan Pro®, Ryobi®, Shindaiwa, Solo®, Stiga®, Zenoah®, and others

A074



OEM Applications: Alpina, Castor, Metabo®, Oleo-Mac®, Stiga®, Stihl®

A108

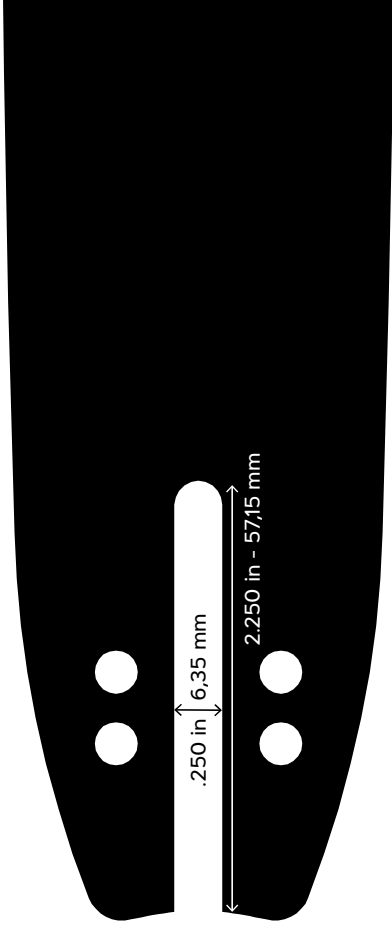


OEM Applications: Campagnola



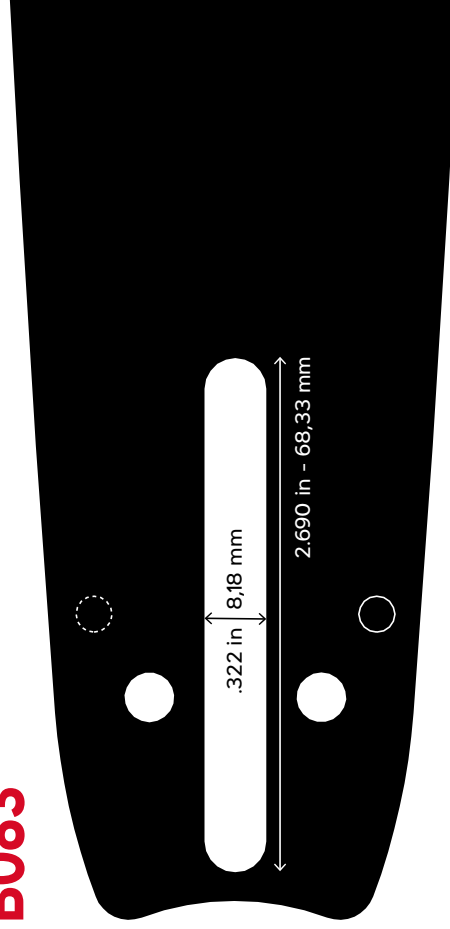
Rotate 90° to match the 1:1 exact size (printed version)

A218



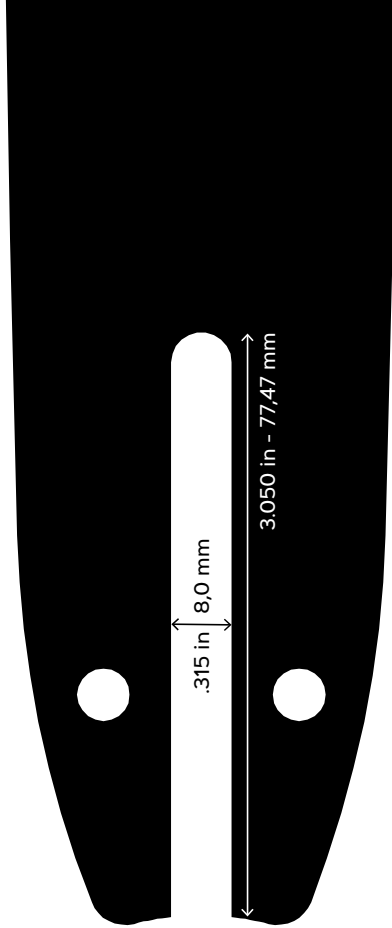
OEM Applications: Active, AL-KO, Black+Decker®, Bosch, Dolmar, Makita®, McCulloch®, Power Pruner®/Echo® Power Pruner®, Polesaws, Ryobi®, Shindaiwa, Stiga®, and others

B083



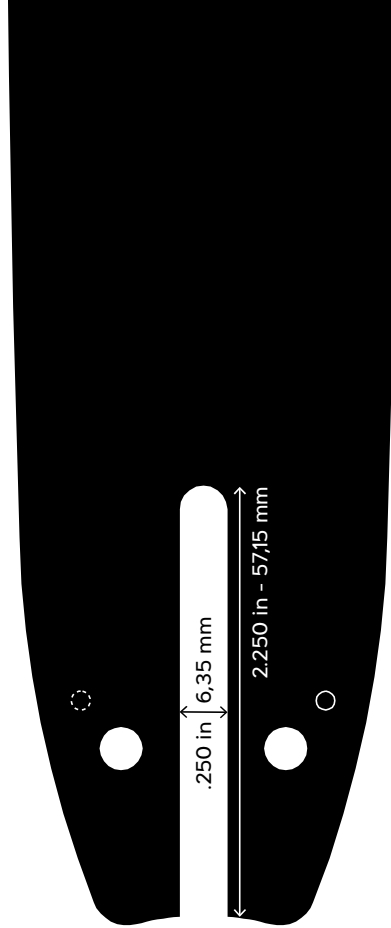
OEM Applications: Dolmar, Makita

A129



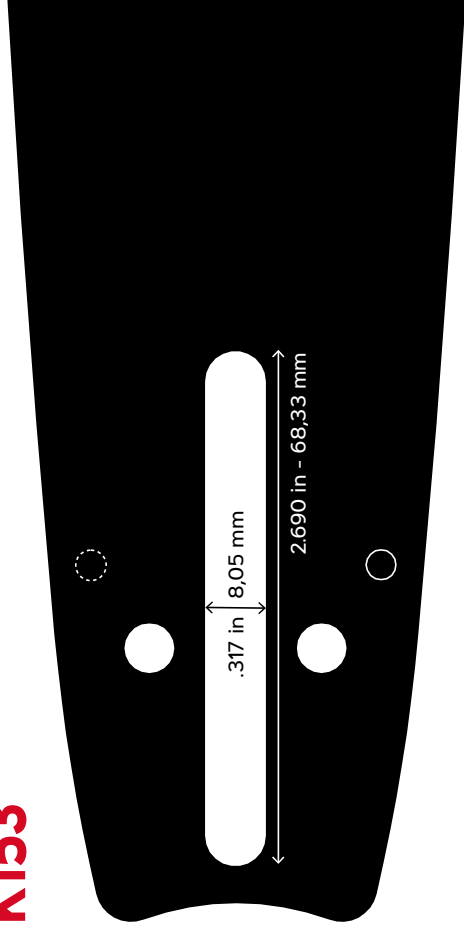
OEM Applications: Efco®, Grizzly, Oleo-Mac®

A318

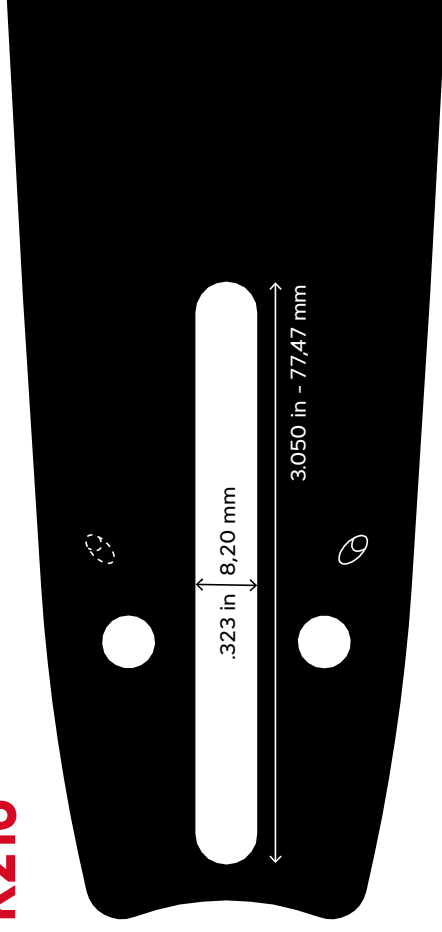


OEM Applications: AL-KO, Black+Decker®, Dolmar, Echo®, Efco®, Einhell®, Grizzly, McCulloch®, Oleo-Mac®, Ryobi®, Shindaiwa, Stiga®, and others

K153

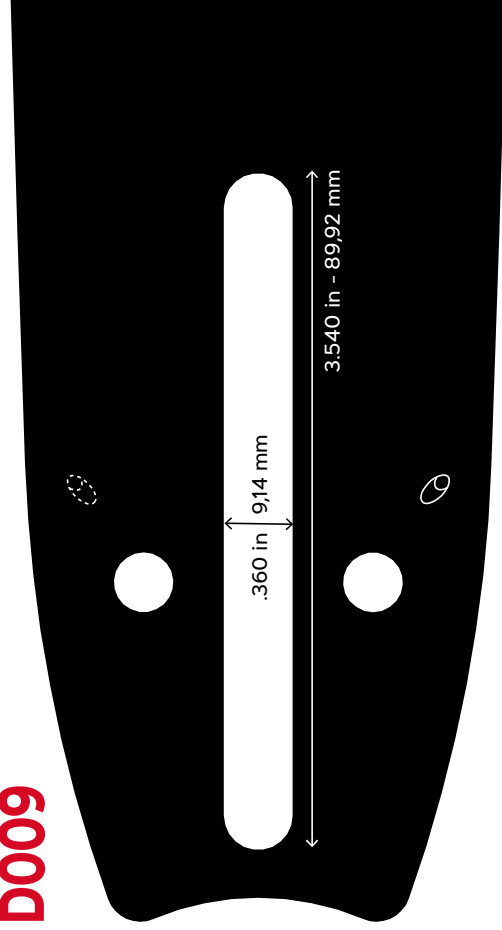


K216



OEM Applications: Dolmar, Makita®

D009

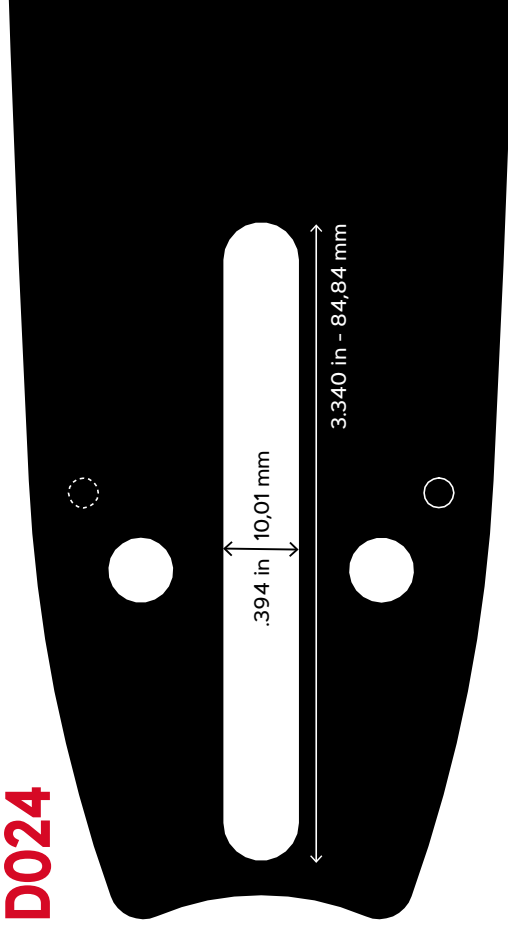


Note: XXL have oval holes and shorter slots

OEM Applications: Alpina, AL-KO, Dolmar, Efco®, Husqvarna®, Iseki, Jonsered®, Makita®, Oleo-Mac®, Partner, Shindaiwa, Solo®

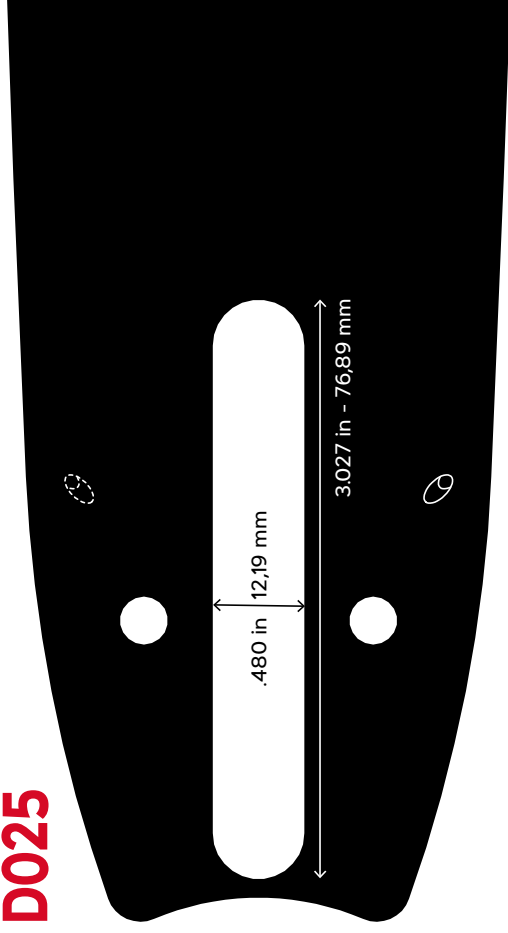
OEM Applications: Echo®, Shindaiwa

D024



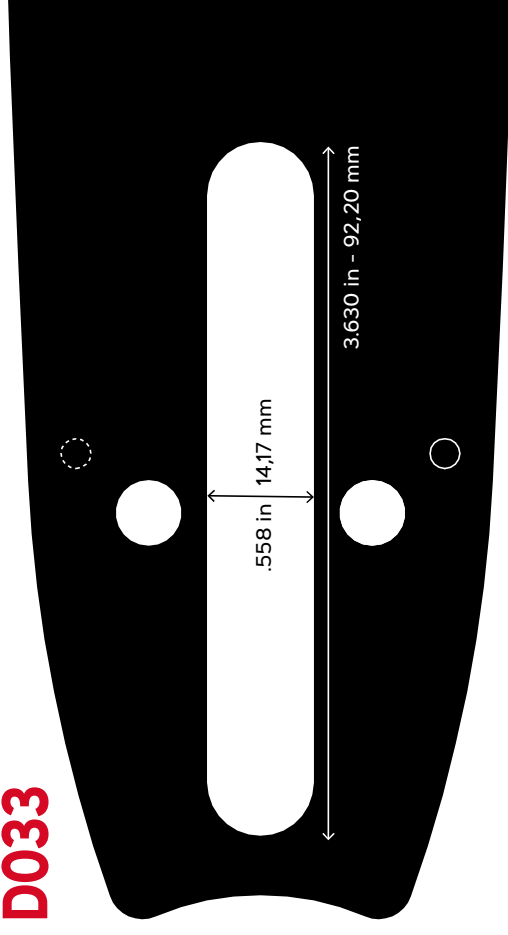
OEM Applications: Efco®, Ikra, Jonsered®, Oleo-Mac®, Partner

D025



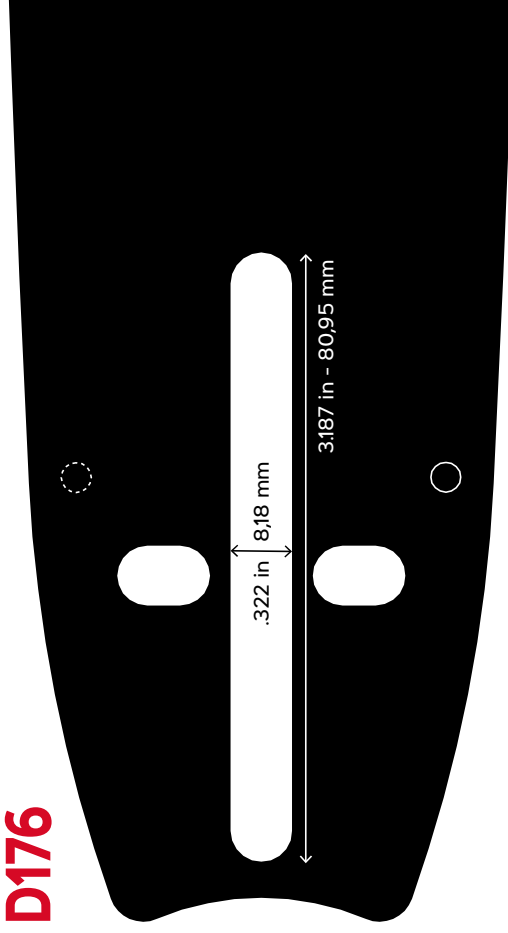
OEM Applications: AEG, Stihl®

D033



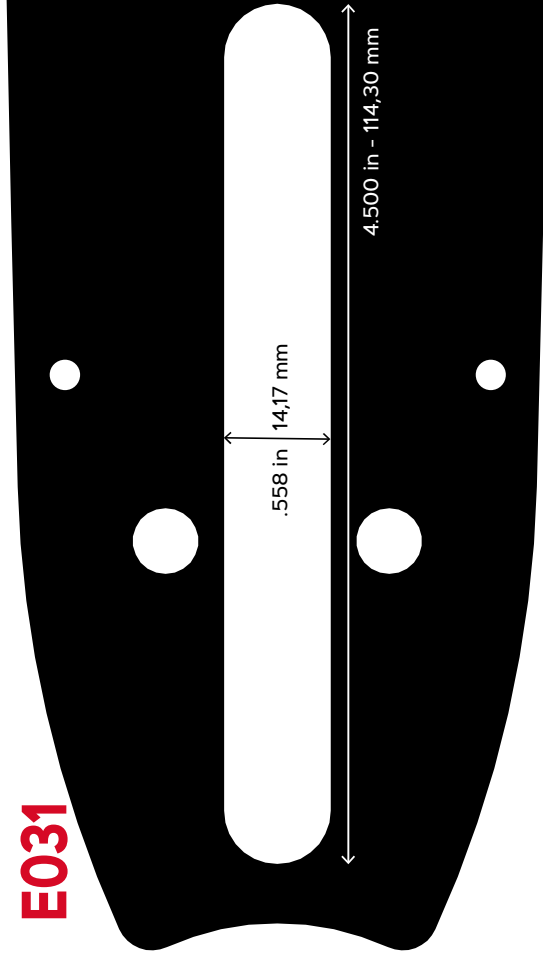
OEM Applications: Dolmar, Makita®, Poulan®

D176



OEM Applications: AL-KO, Echo®, Poulan®/Poulan Pro®, Shindaiwa, Tanaka®, Zenoah®

E031



OEM Applications: Efco®, Hydrochief, Oleo-Mac®, Stihl®