





	cm	"	"	mm			SL/MP/SP/GP	SX/PXB/SFG/SFH	RN	AT	SD/ML/DG		
AEG®													
KES35, KS30, KS35, KS40	30	12	91	0.050	1,3	91VG/91VX/91P	6	45E	120SPEA041*	120SXE041		120SDEA041* 	
	35	14						52E	140SPEA041*	140SXE041		140SDEA041* 	
	40	16						57E	160SPEA041*	160SXE041		160SDEA041*	
KES36	33	13	.325	0.063	1,6	22BPX/LPX	7	56E	133SLBD025				
	38	15						62E	153SLGD025	153SFGD025	153RNBD025		
	40	16						67E	163SLGD025	163SFGD025	163RNBD025	163ATMD025	
	45	18						74E	183SLGD025	183SFGD025	183RNBD025	183ATMD025	
	50	20						81E	203SLGD025			203ATMD025	
	33	13	3/8	0.063	1,6	75LGX/LPX/D/DP	7	52E					
	38	15						56E	153SLHD025	153SFHD025	153RNDD025		
	40	16						60E	163SLHD025	163SFHD025	163RNDD025	163ATMD025	
	45	18						66E	183SLHD025	183SFHD025	183RNDD025	183ATMD025	
	50	20						72E	203SLHD025	203SFHD025	203RNDD025	203ATMD025	
	ALKO												
	E1200, 1400E, 1500E, 2000, 2300, E125, 25A, KS, KSB, KE4000, KE3500 VARIO	30	12	91	0.050	1,3	91VG/91VX/91P	7	45E	120SPEA041*	120SXE041		120SDEA041* 
35		14						52E	140SPEA041*	140SXE041		140SDEA041* 	
40		16						57E	160SPEA041*	160SXE041		160SDEA041*	
KB3500, KB4000, KB4500, BKS38-35	30	12	91	0.050	1,3	91VG/91VX/91P	6	44E				120SDEA218*	
	35	14						49E	140SPEA218*			140SDEA218*	
	35	14						50E					
	40	16						55E	160SPEA218*			160SDEA218*	
140	30	12	.325	0.050	1,3	20BPX/LPX	7	55E					
	35	14						61E					
240	35	14	.325	0.050	1,3	20BPX/LPX	7	57E					
KB5000	40	16	.325	0.050	1,3	20BPX/LPX	7	65E	160SLGZ095				
	40	16						66E	160SLGK095		160RNBK095		
	45	18						72E	180SLGK095				
1074, P21, P26, P28	35	14	.325	0.058	1,5	21BPX/LPX	7	60E					
	40	16						69E					
3400	40	16	3/8	0.050	1,3	72LGX/LPX/D/DP	7	59E					
	40	16						60E	160SLHD176				
	45	18						64E	180SLHD176				
	45	18						66E					
	50	20						69E					
	50	20						70E	200SLHD176		200RNDD176		
251, 261, 460, 480	40	16	3/8	0.058	1,5	73LGX/LPX/D/DP	7	60E					
	45	18						64E	188SLHD176				
	50	20						72E			8873D		
FARMERSAW 170	45	18	3/8	0.058	1,5	73LGX/LPX/D/DP	7	66E					
	38	15	3/8	0.063	1,6	75LGX/LPX/D/DP	7	56E					
	45	18						64E					
	50	20						70E					
KE 40	30	12	91	0.050	1,3	91VG/91VX/91P	6	45E				120SDEA089	
	35	14						50E				140SDEA089	
	40	16						56E				160SDEA089	
ALPINA®													
330, 380, Euro-35, Euro-40, 432, 438, Euro 45, P 34, PR350	30	12	91	0.050	1,3	91VG/91VX/91P	6	44E					
	35	14						50E				140SDEA016	
	40	16						56E				160SDEA016	
	45	18						60E					





	cm	"	"	mm				SL/MP/SP/GP	SX/PXB/SFG/SFH	RN	AT	SD/ML/DG
ALPINA® J..												
ELECTRIC, E120, E130, ES182, ES202, E150, KS1400B, KS 1500B, A-10E, A-14E, 352, 382	30	12	91	0.050	1,3	91VG/91VX/91P	7	44E	120SPEA041*	120SXEA041		120SDEA041*
	35	14						52E	140SPEA041*	140SXEA041		140SDEA041*
	40	16						57E	160SPEA041*	160SXEA041		160SDEA041*
Elettra 160, Elettra 170, 270, 280, Energy 1.6, Energy 1.8, Sinergy 35, Sinergy 40	30	12	91	0.050	1,3	91VG/91VX/91P	6	44E	120SPEA074	120SXEA074		120SDEA074*
	35	14						50E	140SPEA074*	140SXEA074		140SDEA074*
	40	16						55E	160SPEA074*	160SXEA074		160SDEA074*
	40	16						56E				160SDEZ074
P360, P370, P390, P391Q, P361	30	12	91	0.050	1,3	91VG/91VX/91P	7	44E				
	35	14						50E	140SPEA074*	140SXEA074		140SDEA074*
	40	16						56E	160SPEA074*	160SXEA074		160SDEA074*
P370, P410, 402, 422, 442	33	13	95	0.050	1,3	95VPX	7	56E				130MLBS165
	40	16						64E				160MLBS165
P470, 480, 462, 472, 482	40	16	95	0.050	1,3	95VPX	7	66E				160MLBK095
	45	18		0.050	1,3			72E				180MLBK095
PROF-41, PROF-45, P500, A40, A40E, PROF41, PROF45, P400, P450, P500, P460, P510, PRO540, PRO600	30	12	325	0.050	1,3	20BPX/LPX	7	55E				
	35	14						61E				
	40	16						65E	160SLGZ095			
	45	18						72E	180SLGK095	180RNBK095		
PROF-41, PROF-45, P500, A40, A40E, PROF41, PROF45, P400, P450, P500, P460, P510, PRO540, PRO600, P522	33	13	325	0.058	1,5	21BPX/LPX	7	56E	138SLBK095	138PXBK095		
	35	14						61E				
	40	16						66E	168SLBK095			
	45	18						72E	188SLBK095	188RNBK095		
	50	20						78E	208SLBK095			
	30	12	325	0.050	1,3	20BPX/LPX	7	55E				
PROF-41, PROF-45, P500, A40, A40E, PROF41, PROF45, P400, P450, P500, P460, P510, PRO540, PRO600	35	14						61E				
	40	16						65E	160SLGZ095			
	45	18						72E	180SLGK095			
	33	13	325	0.058	1,5	21BPX/LPX	7	56E	138SLBK095	138PXBK095		
	35	14						61E				
PRO55, PRO56, PROF-65, PROF-66, 600, 600i, P650	40	16	3/8	0.050	1,3	72LGX/LPX/D/DP	7	59E				
	45	18						68E		180RNDK095		
	40	16	3/8	0.058	1,5	73LGX/LPX/D/DP	7	59E				
	45	18						64E				
	45	18						68E	39450		188RNDK095	188ATMK095
PROF-700, PROF-800, P.700, P750, P.800, P660, P680	50	20						72E	208SLHK095		208RNDK095	208ATMK095
	45	18	3/8	0.058	1,5	73LGX/LPX/D/DP	7	68E	188SLHD009	188SFHD009	188RND009	188ATMD009
	50	20						72E	208SLHD009	208SFHD009	208RND009	208ATMD009
	55	22	3/8	0.063	1,6	75LGX/LPX/D/DP		75E				223ATMD009
	60	24						84E				243ATMD009
0-70, 0-70 TENDIMATIC, 0-70 SPECIAL, PROF-70	60	24	404	0.063	1,6	59L/59AC/27/27P		76E				243ATMD009
	38	15	3/8	0.063	1,6	75LGX/LPX/D/DP	7	55E				
	45	18						65E		183RND009		
	50	20						69E				
0-90, PROF-90, PROF-120	53	21	404	0.063	1,6	59L/59AC/27/27P	7	71E				
	63	25						82E				
	75	30						94E				
	92	36						107E				









	cm	"	"	mm			SL/MP/SP/GP	SX/PXB/SFG/SFH	RN	AT	SD/ML/DG
BELL											
PICKPINE 16, 34, 38	30	12	91	0.050	1,3	91VG/91VX/91P	6	44E			120SDEA218*
	35	14						49E	140SPEA218*		140SDEA218*
	40	16						55E	160SPEA218*		160SDEA218*
BERNARD											
BM225.3, BM230.0, BM230.1, BM236.3, BM441.3, BM441.5	30	12	91	0.050	1,3	91VG/91VX/91P	6	45E	120SPEA041*	120SXE041	120SDEA041*
	35	14						52E	140SPEA041*	140SXE041	140SDEA041*
	40	16						57E	160SPEA041*	160SXE041	160SDEA041*
BM646.3, BM651.3, BM751.3	40	16	3/8	0.050	1,3	72LGX/LPX/D/DP	7	60E	160SLHD176	160RNDD176	
	45	18						66E		180RNDD176	
	50	20						70E	200SLHD176	200RNDD176	
BLACK&DECKER®											
Alligator LP 1000	15	6	1/4	0.050	1,3	25AP	9	40E			
	25	10						9	42E		
PP2018, CSC818, LH1600, GKC1817	20	8	90	0.042	1,1	90SG	5	34E			
	40	16	91	0.05	1,3	91VG/91VX/91P	6	56E			
CS30, CS35, DN400, DN401, DN402, DN404, DN412, DN416, GK425, GK330, GK310, GK1935, GK320, GK321, GK322, GK35, GK330, GK430, GK435, GK440, GK535, GK540, GK1440, GK1630, GK1635, GK1640, GK1940	25	10	91	0.050	1,3	91VG/91VX/91P	6	39E			100SDEA218
	30	12						44E			120SDEA218*
	35	14						49E			140SDEA218*
	40	16						56E			160SDEA218*
DN301, DN302,	25	10	91	0.050	1,3	91VG/91VX/91P	6	39E			
	30	12						45E			
BLITZ											
B300, B304, B34, B35D, B38, B400, B404, E140F	30	12	91	0.050	1,3	91VG/91VX/91P	6	44E			
	35	14						49E			140SDEA111
	40	16						56E			160SDEA129
B42, B45A, B54A, B46, B51	28	11	325	0.058	1,5	21BPX/LPX	7	52E	118SLBK095		
	33	13						56E	138SLBK095	138PXBK095	138RNBK095
	35	14						60E			
	38	15						64E	158SLGK095		158RNBK095
	38	15						64E	158SLBK095	158PXBK095	158RNBK095
	40	16						66E	168SLGK095	168PXBK095	168RNBK095
	45	18						68E	34372		
	45	18						72E	188SLGK095	188PXBK095	188RNBK095
50	20						78E	208SLGK095		208RNBK095	
B50, B500, B501S, B502, B504, B52, B55, B60, B600, B64, B701, B702, B80, B800, B802, B804	38	15	3/8	0.058	1,5	73LGX/LPX/D/DP	7	56E			
	40	16						60E	168SLHD024	168SFHD024	
	45	18						68E	188SLHD024	188SFHD024	188ATMD024
	50	20						72E	208SLHD024	208SFHD024	208RNDD024
	58	23						80E			208ATMD024
	40	16	.404	0.058	1,5	58L/26	7	55E			
	40	16						62E			188ATMD024
	50	20						66E			208ATMD024
B100, B100F	53	21	.404	0.063	1,6	59L/59AC/27/27P	7	68E		213RNFE031	213ATME031
	63	25						80E			
BOSCH											
AKE30/17S, AKE35/17S, AKE30-18S, AKE40S,	30	12	90	0.042	1,1	90SG	7	45E			124MLEA041





	cm	"	"	mm				SL/MP/SP/GP	SX/PXB/SFG/SFH	RN	AT	SD/ML/DG
BOSCH ./..												
AKE 40/17s, AKE35, AKE30S, AKE36S,	35	14						52E				144MLEA041
AKE30-19S, 35-19S, 40-19S, AKE40-19S, 40-19PRO, AKE-35-18S	40	16						57E				164MLEA041
1586.7, 1586.8, AKE30B, AKE30LI	30	12	91	0.050	1,3	91VG/91VX/91P	6	45E	120SPEA041*	120SXEA041		120SDEA041* 
AKE35B, AKE40B, GKE35BC,	35	14						52E	140SPEA041*	140SXEA041		140SDEA041* 
GKE40BC, PKE25, PKE30B, PKE35B, PKE40, AKE35-19PRO, 40-19PRO	40	16						57E	160SPEA041*	160SXEA041		160SDEA041*
BULLCRAFT												
BES1300B, KS400S, KS40S, KSE1300B, KSE30,	30	12	91	0.050	1,3	91VG/91VX/91P	6	44E				120SDEA218*
	35	14						49E			140SPEA218*	140SDEA218*
	40	16						55E			160SPEA218*	160SDEA218*
KS450	40	16	325	0.050	1,3	20BPX/LPX	7	65E	160SLGZ095			
	40	16						66E	160SLGK095	160RNBK095		
	45	18						72E	180SLGK095			
CAMPAGNOLA												
	25	8	1/4	0.050	1,3	25AP	9	48E				080SDAA108
	25	8	91	0.050	1,3	91VG/91VX/91P	6	40E				34099
CASTEL												
CS35P,	30	12	91	0.050	1,3	91VGX/91VX	6	44E				
	35	14						50E				140SDEA016
CS16E, CS17E	30	12	91	0.050	1,3	91VG/91VX/91P	6	44E				
	35	14						50E				
	40	16						55E				
CS36, CS39	30	12	91	0.050	1,3	91VG/91VX/91P	7	44E				
	35	14						50E				
	40	16						56E				
CS45, CS50	33	13	325	0.058	1,5	21BPX/LPX	7	56E	138SLBK095	138PXBK095		
	35	14						61E				
	40	16						66E	168SLBK095			
	45	18						72E	188SLBK095	188RNBK095		
	50	20						78E				
CS60	40	16	3/8	0.058	1,5	73LGX/LPX/D/DP	7	59E				
	45	18						64E				
	45	18						68E	39450	188RNDK095	188ATMK095	
	50	20						72E	208SLHK095	208RNDK095	208ATMK095	
CASTOR®												
TR350, 	30	12	90	0.043	1,1	90SG	6	44E				
330, CX 35, 380, CX40, 423, 438, CX 45, P34, P-34S, CP-34S, TR350	30	12	91	0.050	1,3	91VG/91VX/91P	6	44E				
	35	14						50E				140SDEA016
	40	16						56E				160SDEA016
ELETTRA 160, ELETTRA170, High-Tech 1.6, High-Tech 1.8, ES180, Hi-TEC 2, 0Q	30	12	91	0.050	1,3	91VG/91VX/91P	6	44E				
	35	14						50E				
	40	16						55E				
	40	16						56E				
CP360, CP370, CP380, CP361, CP391	30	12	91	0.050	1,3	91VG/91VX/91P	7	44E				
	35	14						50E				
	40	16						56E				
	45	18						60E				
CP370 	33	13	95	0.050	1,3	95VPX	7	56E				130MLBS165
	40	16						64E				160MLBS165



	cm	"	"	mm			SL/MP/SP/GP	SX/PXB/SFG/SFH	RN	AT	SD/ML/DG	
CASTOR® ./..												
	30	12	91	0.050	1,3	91VG/91VX/91P	7	44E				
	35	14						50E				
	40	16						56E				
	45	18						60E				
CP410	33	13	95	0.050	1,3	95VPX	7	56E			130MLBS165	
	40	16						64E			160MLBS165	
C40, C40E, CP41, CP45	30	12	325	0.050	1,3	20BPX/LPX	7	55E				
	35	14						61E				
	40	16						65E	160SLGZ095			
	45	18						72E	180SLGK095			
	33	13	325	0.058	1,5	21BPX/LPX	7	56E	138SLBK095	138PXBK095		
	35	14						61E				
	40	16						66E	168SLBK095			
	45	18						72E	188SLBK095	188RNBK095		
	50	20						78E				
CP400, CP450, CP500, CP460, CP510, CP540, CP540i, CP550	33	13	325	0.058	1,5	21BPX/LPX	7	56E	138SLBK095	138PXBK095		
	35	14						61E				
	40	16						66E	168SLBK095			
	45	18						72E	188SLBK095	188RNBK095		
	50	20						78E				
CP-55, CP-56, CP-65, CP-66, CP600, CP600I, CP650	30	40	3/8	0.050	1,3	72LG/LPX/D/DP	7	59E				
	35	19						68E		180RNDK095		
	40	16	3/8	0.058	1,5	73LG/LPX/D/DP	7	59E				
	45	18						64E				
	45	18						68E	39450	188RNDK095	188ATMK095	
	50	20						68E				
	50	20						72E	208SLHK095	208RNDK095	208ATMK095	
CP-700, CP-800, CP750	45	18	3/8	0.058	1,5	73LG/LPX/D/DP	7	68E	188SLHD009	188SFHD009	188RND009	188ATMD009
	50	20						72E	208SLHD009	208SFHD009	208RND009	208ATMD009
	55	22	3/8	0.063	1,6	75LG/LPX/D/DP		75E			223ATMD009	
	60	24						84E			243ATMD009	
	60	24	404	0.063	1,6	59L/59AC/27/27P		76E			243ATMD009	
C-70, C-70 TENDIMATIC, C-70 SPECIAL, CP-700	38	15	3/8	0.063	1,6	75LG/LPX/D/DP	7	55E				
	45	18						65E		183RND009		
	50	20						69E				
C-90, CP-90, CP-120	53	21	404	0.063	1,6	59L/59AC/27/27P	7	71E				
	63	25						82E				
	75	30						94E				
	92	36						107E				
CRAFTSMAN®												
36, 38, 1636, 1842	40	16	91	0.050	1,3	91VG/91VX/91P	6	56E			160SDET041	
	45	18						62E			180SDET041	
46, 205	50	20	325	0.050	1,3	20BPX/LPX	7	78E				
DANARM												
1-36MARKII, 1-36MARKIII, 1-36MARKIV	30	12	91	0.050	1,3	91VG/91VX/91P	6	45E			120SDEA064	
	35	14						52E			140SDEA064	
	40	16						56E	160SPEA064		160SDEA064	
CUB CADET®												
CS3916	35	14	91	0.050	1,3	91VG/91VX/91P	6	52E	140SPEA041	140SXEA041	140SDEA041	
	40	16						57E	160SPEA041	160SXEA041	160SDEA041	





	cm	"	"	mm				SL/MP/SP/GP	SX/PXB/SFG/SFH	RN	AT	SD/ML/DG
CUB CADET® ./..												
	45	18						62E				180SDEA041
CC1936, CC2740	35	14	91	0.050	1,3	91VG/91VX/91P	6	52E	140SPEA095			140SDEA095 ▲
	40	16						56E	160SPEA095			160SDEA095 ▲
CC3045, CC3352, CC3651, CC4051, CS5018, CS5220	38	15	325	0.058	1,5	21BPX/LPX	7	64E	158SLGK095		158RNBK095	
	45	18						72E	188SLGK095	188PXBK095	188RNBK095	
CC4256, CS5720	40	16	3/8	0.058	1,5	73LGX/LPX/D/DP	7	60E	168SLHK095		168RNDK095	
	45	18						68E	188SLHK095		188RNDK095	
	50	20						72E			208RNDK095	
DOLMAR®												
AS-1212, PS221, PS-34, PS-3, PS221, PS222	12	5	1/4	0.050	1,3	25AP	6	42E				
	25	10		0.050	1,3	25AP		60E				
ES-31, ES-36, ES40, ES32, ES37, ES4, ES5, PS221, PS222, ES41, ES32	30	12	90	0.043	1,1	90SG	6	45E				124MLEA041
	30	12						46E				124MLEZ041*
ES-38A	35	14						52E				144MLEA041*
ES-42A	40	16						56E				164MLEZ041
ES-152A, ES-162A, ES172A, PS-34, PS3410, PS350, PS-3300TH, PS-330, PS-340, PS34, PS45, PS3410	30	12	91	0.050	1,3	91VG/91VX/91P	6	45E	120SPEA041*	120SXEA041		120SDEA041* ▲
	30	12						46E				120SDEZ041*
	35	14						52E	140SPEA041*	140SXEA041		140SDEA041* ▲
PS41, PS-341, PS-344, PS-400, ES41, PS390, ES40, ES6, PS-401, PS-33, 100, 102, 103, 105, 108, ES37, CS2040, 101, 104, 106, ES152, ES2035, ES162, ES172, ES151, ES140, 275, ES30, ES3, ES160, 285, ES161, ES2040, ES2035, ES153, ES183, ES173, ES163	40	16						56E				160SDEZ041* ▲
	40	16						57E	160SPEA041*	160SXEA041		160SDEA041*
PS-410, PS-411, PS420	33	13	95	0.050	1,5	95VPX	7	56E				130MLBK041
	38	15						64E				150MLBK041
	45	18						72E				180MLBK041
111, 115i, PS5000, PS4600, 110, 109, PS510, PS540, PS5100S, PS500, PS460	33	13	95	0.050	1,3	95VPX	7	56E	130MPBK095	130MLBK095		
	38	15						64E	150MPBK095	150MLBK095		
	45	18						72E	180MPBK095	180MLBK095		
PS-4605	28	11	325	0.058	1,5	21BPX/LPX	7	52E	118SLBK095			
	33	13						56E	138SLBK095	138PXBK095	138RNBK095	
	35	14						60E				
	38	15						64E	158SLGK095		158RNBK095	
	38	15						64E	158SLBK095	158PXBK095	158RNBK095	
	40	16						66E	168SLBK095			
	40	16						66E	168SLGK095	168PXBK095		
	40	16						68E	34372			
	45	18						72E	188SLBK095			
109, PS-43, 112, 111, PS-52, 117, 115, PS5000, PS5105, PS4600	43	17						64E			178RNDK083	178ATMB083
	45	18						64E	188SLHK153			
	50	20						72E	208SLHK153		208RNDK083	
	53	21						72E				
	50	20						78E	208SLGK095		208RNBK095	
112, 113, 114, 116, ES-1800	28	11	325	0.058	1,5	21BPX/LPX	7	52E	118SLBK095			
	33	13						56E	138SLBK095	138PXBK095	138RNBK095	





	cm	"	"	mm			SL/MP/SP/GP	SX/PXB/SFG/SFH	RN	AT	SD/ML/DG
DOLMAR® J..											
	35	14					60E				
	38	15					64E	158SLGK095		158RNBK095	
	38	15					64E	158SLBK095	158PXBK095	158RNBK095	
	40	16					66E	168SLBK095			
	40	16					66	168SLGK095	168PXBK095		
	40	16					68E	34372			
	45	18					72E	188SLBK095			
	45	18					72E	188SLGK095	188PXBK095	188RNBK095	
	50	20					78E	208SLGK095		208RNBK095	
117, 119, 120, 219, PS-6000i, PS6000iH, PS6800i, PS6800iH, 120Si, 1231	38	15	3/8	0.058	1,5	73LGX/LPX/D/DP	7	56E	158SLHK153		
	43	17						64E		178RNB083	178ATMB083
	45	18						64E	188SLHK153		
	50	20						72E	208SLHK153	208RNB083	
	53	21						72E			
122, 123, 133, 143, CA, KMS4, PS9000, PS9010, 153, 152, 144, 186	43	17	3/8	0.058	1,5	73LGX/LPX/D/DP	8	64E			
	50	20						72E		208RND033	208ATMD033
	58	23						80E			
	74	29						96E			
PS-6400, PS-7300, PS-7900, PS9000, PS9010	38	15	3/8	0.058	1,5	73LGX/LPX/D/DP	7	56E	158SLHD009	158SFHD009	
	38	16						60E	168SLHD009	168SFHD009	
	45	18						68E	188SLHD009	188SFHD009	188ATMD009
	50	20						72E	208SLHD009	208SFHD009	208ATMD009
	60	24						84E			248ATMD009
	70	28						92E			288ATMD009
144, 153, 166PD, CA CC, CT, DD217, 133	43	17	.404	0.063	1,6	59L/59AC/27/27P	7	61E			173ATMD033
	53	21						70E			
DRUZBA											
All Models	50	20	.404	0.063	1,6	59L/59AC/27/27P	7	64E	203SLFM015		203RNF015
DYNAMAC											
DY 15E	30	12	90		1,1	90SG	6	45E			
DY 36	30	12	91	0.050	1,3	91VG/91VX/91P	6	45E	120SPEA041*	120SXE041	120SDEA041*
	35	14						52E	140SPEA041*	140SXE041	140SDEA041*
	40	16						56E	160SPEA041*	160SXE041	160SDEA041*
30F, 35F, E140F, DY 17E, DY36	30	12	91	0.050	1,3	91VG/91VX/91P	6	44E			
	35	14						49E			140SDEA111
	40	16						56E			160SDEA129
DY 41	33	13	95	0.050	1,3	95VPX	7	56E	130MPBK095	130MLBK095	
	38	15						64E	150MPBK095	150MLBK095	
	40	16						66E	160MPBK095	160MLBK095	
	45	18						72E	180MPBK095	180MLBK095	
45	28	11	.325	0.058	1,5	21BPX/LPX	7	52E	118SLBK095		
	33	13						56E	138SLBK095	138PXBK095	138RNBK095
	35	14						60E			
	38	15						64E	158SLGK095		158RNBK095
	40	16						66E	168SLGK095	168PXBK095	168RNBK095
	40	16						68E	34372		
	45	18						72E	188SLGK095	188PXBK095	188RNBK095
	50	20						78E	208SLGK095		208RNBK095
DY 56, DY 62	40	16	3/8	0.058	1,5	73LGX/LPX/D/DP	7	60E	168SLHK095	168RNDK095	168ATMK095
	45	18						68E	39450	188RNDK095	188ATMK095



	cm	"	"	mm				SL/MP/SP/GP	SX/PXB/SFG/SFH	RN	AT	SD/ML/DG
DYNAMAC ./..												
	50	20						72E	208SLHK095		208RNDK095	208ATMK095
	55	22						77E				
55DELUXE	40	16	3/8	0.058	1,5	73LGX/LPX/D/DP	7	60E	168SLHD024	168SFHD024		
	45	18						68E	188SLHD024	188SFHD024		188ATMD024
	50	20						72E	208SLHD024	208SFHD024	208RND024	208ATMD024
ECHO®												
CS-280E, CS-304VL, CS-351VL, CS-302, 341, 346, 3000, 3400, 3450, CS-280EG, CS-280EVL	25	10	1/4	0.050	1,3	25AP	9	56E				
	30	12						66E				120SDAA041
	35	14						76E				140SDAA041
CS-285EVL, CS-290EVL, CS-300EVL, CS-280E, CS-301, CS305, CS341, CS346, CS-302, CS-315, ECS150, ECS1850FT, CS-320EVL, CS-328, CS-340, CS-345, CS351, CS-330EVL, CS-360EVL, CS370, E155, CS-2800, CS-2900, S2000, CS3000, CS3050, CCS3400, CS3450, CS4400, ECS150, ECS1850FT, S2600, CS3000, CS3400, C2700, CS3050, CS3500, CS350	30	12	91	0.050	1,3	91VG/91VX/91P	6	45E	120SPEA041*	120SXEA041		120SDEA041*
	30	12						47E				
	35	14						52E	140SPEA041*	140SXEA041		140SDEA041*
	35	14						53E				
	40	16						57E	160SPEA041*	160SXEA041		160SDEA041*
CS-3600, CS-3900, CS400, CS520 CS-4000, CS-4400, CS4500, CS5000 CS-4500, CS-400EVL, CS-440EVL, CS-440EVLH, CS3700, CS4200, CS510, CS4100	33	13	.325	0.050	1,3	20BPX/LPX	7	56E				
	35	14						61E				
	38	15						64E				
	40	16						66E	160SLGK041		160RNBK041	
	45	18						72E	180SLGK041		180RNBK041	
CS-5000, CS-5500, CS-5501, CS-6700,	40	16	.325	0.058	1,5	21BPX/LPX	7	67E				
	45	18						72E	188SLGD176			
CS-3600, CS-360EVL, CS-4000, CS-400EVL, CS-4010, CS-440EVL, CS-4500, CS-4510, CS-4600, CS-4610, CS-5000, 5100, CS-4400, CS-4200	33	13	.325	0.058	1,5	21BPX/LPX	7	56E	138SLBK041	138PXBK041		
	35	14						61E				
	38	15						64E	158SLBK041	158PXBK041		
	38	15						64E	158SLGK041			
	40	16						66E	168SLGK041	168PXBK041	168RNBK041	
	45	18						72E	188SLGK041	188PXBK041		
CS-60S, CS-451VL, CS-452VL, CS-500EVL, CS-500VL, CS-510EVL, CS-550EVL, CS-600EVL, CS-602VL, CS-610EVL, CS-706, CS-650EVL, CS-660EVL, CS-670, CS-701, CS-702VL, CS750EVL, CS-501, CS-601, CS-750VL, CS-5500, 6700, 8000	33	13	3/8	0.050	1,3	72LGX/LPX/D/DP	7	52E				
	38	15						56E				
	40	16						59E				
	40	16						60E	160SLHD176		160RND176	
	45	18						64E	180SLHD176			
	50	20						69E				
	50	20						70E	200SLHD176		200RND176	
	60	24						81E			240RND176	
CS-5501, CS-6700, 6702, 6800, CS-6701, CS-8000, CS-5000, CS-6700, CS-8000, 8001	33	13	3/8	0.058	1,5	73LGX/LPX/D/DP	7	52E				
	38	15						56E				
	40	16						59E				
	40	16						60E				
	45	18						64E	188SLHD176			
	50	20						70E	208SLHD176			
	50	20						72E			8873D	
	60	24						81E				










	cm	"	"	mm				SL/MP/SP/GP	SX/PXB/SFG/SFH	RN	AT	SD/ML/DG
ECHO® ./..												
CS-900EVL, CS1001	43	17	.404	0.063	1,6	59L/59AC/27/27P	7	62E				
	53	21						72E			213ATLE086	
	63	25						82E			253ATLE099	
	75	30						92E				
CS-1100VL, CS-1200, 1201	53	21	.404	0.063	1,6	59L/59AC/27/27P	7	72E			213ATLE086	
	63	25						84E			253ATLE099	
EFCO®												
PT2500,	25	10	90	.043	1,1	90SG	6	39E				104MLEA318
131, 132, 125, 3600, 4000, MT350, MT3500	25	10	91	0.050	1,3	91VG/91VX/91P	6	40E				100SDEA041
	30	12						45E	120SPEA041*	120SXEA041		120SDEA041*
	35	14						52E	140SPEA041*	140SXEA041		140SDEA041*
	40	16						56E	160SPEA041*	160SXEA041		160SDEA041*
134, 135, 114E, 115, 116E, 117E, 136, 140, 140S, 119	30	12	91	0.050	1,3	91VG/91VX/91P	6	44E				
	35	14						49E				140SDEA111
	40	16						56E				160SDEA129
138, 141	33	13	95	0.050	1,3	95VPX	7	56E	130MPBK095	130MLBK095		
	38	15						64E	150MPBK095	150MLBK095		
	40	16						66E	160MPBK095	160MLBK095		
	45	18						72E	180MPBK095	180MLBK095		
140S	33	13	95	0.050	1,3	95VPX	7	56E				130MLBK041
	40	16						72E				160MLBK041
142, 146, 151, 156, 162, 147, 152, 165	28	11	.325	0.058	1,5	21BPX/LPX	7	52E	118SLBK095			
	33	13						56E	138SLBK095	138PXBK095	138RNBK095	
	35	14						60E				
	38	15						64E	158SLGK095		158RNBK095	
	40	16						66E	168SLGK095	168PXBK095	168RNBK095	
	40	16						68E	34372			
	45	18						72E	188SLGK095	188PXBK095	188RNBK095	
50	20						78E	208SLGK095		208RNBK095		
170, 180, 171, 181	40	16	3/8	0.058	1,5	73LGX/LPX/D/DP	7	60E	168SLHD024	168SFHD024		
	45	18						68E	188SLHD024	188SFHD024		188ATMD024
	50	20						72E	208SLHD024	208SFHD024	208RND024	208ATMD024
	58	23						80E				
	63	25						88E				
	75	30						98E				308ATMD024
	40	16	.404	0.058	1,5	58L/26	7	55E				
	45	18						62E				188ATMD024
	50	20						66E				208ATMD024
	58	23						73E				
199	43	17	.404	0.063	1,6	59L/59AC/27/27P	7	60E			173RNFE031	173ATLE031
	53	21						68E			213RNFE031	213ATME031
	63	25						80E				
	75	30						92E				
	90	36						108E				
	104	41						123E				
EINHELL												
EKS25, EKS35	25	10	91	0.050	1,3	91VG/91VX/91P	7	41E				
	30	12						47E				
	35	14						54E				





	cm	"	"	mm			SL/MP/SP/GP	SX/PXB/SFG/SFH	RN	AT	SD/ML/DG
EINHELL J..											
	40	16					58E				
40A, 41, MKS30, MKS40AV	30	12	91	0.050	1,3	91VG/91VX/91P	7	45E			120SDEA064
	35	14						52E			140SDEA064
	40	16						56E	160SPEA064		160SDEA064
PES30, PES34, PES34, PES35, PES40, PROFI, KSE1640, KSE1435, EKS1650, PES 1640, PES 1540, KSE1435, KSE1635, KSE, KSE1640, KSE2000, PKS1635, PKS1840	30	12	91	0.050	1,3	91VG/91VX/91P	7	45E	120SPEA041*	120SXEA041	120SDEA041* 
	35	14						52E	140SPEA041*	140SXEA041	140SDEA041* 
	40	16						57E	160SPEA041*	160SXEA041	160SDEA041*
PKS45/1AV, PKS50/1AV	28	11	.325	0.058	1,5	21BPX/LPX	7	52E	118SLBK095		
	33	13						56E	138SLBK095	138PXBK095	138RNBK095
	35	14						60E			
	38	15						64E	158SLGK095		158RNBK095
	40	16						66E	168SLGK095	168PXBK095	168RNBK095
	40	16						68E	34372		
	45	18						72E	188SLGK095	188PXBK095	188RNBK095
50	20						78E	208SLGK095		208RNBK095	
ELPI											
All Models	33	13	.325	.058	1,5	21BPX/LPX		56E	138SLBK095	138PXBK095	
ESPER											
SS-300, SS-360	30	12	91	0.050	1,3	91VG/91VX/91P	6	45E	120SPEA041*	120SXEA041	120SDEA041* 
	35	14						52E	140SPEA041*	140SXEA041	140SDEA041* 
	40	16						57E	160SPEA041*	160SXEA041	160SDEA041*
FESTO											
ZKS30	35	14	.325	0.050	1,3	20BPX/LPX	7	61E			
	35	14	3/8	0.050	1,3	72LGX/LPX/D/DP	7	54E			
FOLUX											
E140F, F130, F140, F2, F3, F30, F35, F4, F41	30	12	91	0.050	1,3	91VG/91VX/91P	6	44E			
	35	14						49E			140SDEA111
	40	16						56E			160SDEA129
F150, F155, F40, F42, F46, F51	28	11	.325	0.058	1,5	21BPX/LPX	7	52E	118SLBK095		
	33	13						56E	138SLBK095	138PXBK095	138RNBK095
	35	14						60E			
	38	15						64E	158SLGK095		158RNBK095
	40	16						66E	168SLGK095	168PXBK095	168RNBK095
	40	16						68E	34372		
	45	18						72E	188SLGK095	188PXBK095	188RNBK095
50	20						78E	208SLGK095		208RNBK095	
CAMPERA160, F160, F165, F170A, F180A, F5, F55A, F6, F7, F8	40	16	3/8	0.058	1,5	73LGX/LPX/D/DP	7	60E	168SLHD024	168SFHD024	
	45	18						68E	188SLHD024	188SFHD024	188ATMD024
	50	20						72E	208SLHD024	208SFHD024	208RND024
	58	23						80E			208ATMD024
	63	25						88E			
	40	16	.404	0.058	1,5	58L/26	7	55E			
	45	18						62E			188ATMD024
	50	20						66E			208ATMD024
58	23						73E				
FRONTIER											
F35AV, FB35, FB35AV, FB35VIP, FP35,	30	12	91	0.050	1,3	91VG/91VX/91P	6	45E			120SDEA064
	35	14						52E			140SDEA064





	cm	"	"	mm			SL/MP/SP/GP	SX/PXB/SFG/SFH	RN	AT	SD/ML/DG
FRONTIER J..											
FP365VIP, MK1,	40	16					56E	160SPEA064			160SDEA064
FP45	40	16	.325	0.050	1,3	20BPX/LPX	7	65E	160SLGZ095		
	45	18						72E	180SLGK095		
GARDEN											
35, 40, 45, 245, GD33	30	12	91	0.050	1,3	91VG/91VX/91P	6	44E			
	35	14						50E			140SDEA016
	40	16						56E			160SDEA016
	45	18						60E			
E 16, E17, GD160, GD170	30	12	91	0.050	1,3	91VG/91VX/91P	6	44E			
	35	14						50E			
	40	16						55E			
	40	16						56E			
GD36, GD39	30	12	91	0.050	1,3	91VG/91VX/91P	7	44E			
	35	14						50E			
	40	16						56E			
	45	18						60			
GD45, GD50	33	13	.325	0.058	1,5	21BPX/LPX		56E	138SLBK095	138PXBK095	
	35	14					7	61E			
	40	16						66E	168SLBK095		
	45	18						72E	188SLBK095	188RNBK095	
	50	20						78E			
GRIZZLY®											
KS400i	40	16	90	0.043	1,1	905G	6	55E			164MLET074
HANDY											
30HF, 35HF, 41HF,	30	12	91	0.050	1,3	91VG/91VX/91P	6	44E			
E140F, F130, F140	35	14						49E			140SDEA111
	40	16						56E			160SDEA129
40HF	28	11	.325	0.058	1,5	21BPX/LPX	7	52E	118SLBK095		
	33	13						56E	138SLBK095	138PXBK095	138RNBK095
	35	14						60E			
	38	15						64E	158SLGK095		158RNBK095
	40	16						66E	168SLGK095	168PXBK095	
	40	16						68E	34372		
	45	18						72E	188SLGK095	188PXBK095	188RNBK095
	50	20						78E	208SLGK095		208RNBK095
HITACHI											
CS280A, CS280B,	30	12	91	0.050	1,3	91VG/91VX/91P	6	45E	120SPEA041*	120SXEA041	120SDEA041*▲
CS350A, CS350B, CS35B	35	14						52E	140SPEA041*	140SXEA041	140SDEA041*▲
	40	16						57E	160SPEA041*	160SXEA041	160SDEA041*
HOMELITE®											
20AV, 23AV, 27, 3300, 3350, 3550, 3800,	30	12	91	0.050	1,3	91VG/91VX/91P	6	45E	120SPEA041*	120SXEA041	120SDEA041*▲
3335, 3850, 4500, 4550, PS33, RANGER,	35	14						52E	140SPEA041*	140SXEA041	140SDEA041*▲
3300, CS40, TIMBERMAN, UT10901,	40	16						56E	160SPEA041*	160SXEA041	160SDEA041*▲
UT10926, UT10974											
192, 200, 240SL, 245SL,	20	8	91	0.050	1,3	91VG/91VX/91P	6	37E			
SUPER2/2CC, 180Series, 190, 192,	25	10						42E			
SUPER2SL	30	12						48E	120GPEA061*		120DGEA061*
ELELECTRIC, XL, XL-10,	30	12						49E			
XL2 CC, XL2SUPER, XLTI,	35	14						52E	140GPEA061*		
BANDIT LX30, EL14,	35	14						53E			140DGEA061*





	cm	"	"	mm				SL/MP/SP/GP	SX/PXB/SFG/SFH	RN	AT	SD/ML/DG
HOMELITE® /..												
SABRE 31, 33, 205	40	16						59E	160GPEA061*			160DGEA061*
30, 150, EZ, EZAUTO, 130	30	12	.325	0.050	1,3	20BPX/LPX	8	54E				
MINI, SUPEREZAUTO,	33	13						56E				
SUPERXLMINI, EZ250, 252,	35	14						61E				
VISUPERMINI,	40	16						67E	160SLGZ095		160RNBK095	
VI-123, VI-125, XL-76,	45	18						72E	180SLGK095			
XL100SERIES, XL250, 415b, 4550b	50	20						78E			200RNBK095	
290, 300, 340 MINI SL, 150, CS-40	30	12	3/8	0.050	1,3	72LGX/LPX/D/DP	7	49E				
	35	14						54E				
	40	16						59E				160PXDK095
	45	18						64E			180ATMZ095	
	50	20						70E			200ATMZ095	
	60	24						81E				
250, 252, 290, 290C,	33	13	.325	0.050	1,3	20BPX/LPX	8	57E				
300, 340, 340C,	35	14						61E				
3850B, 415b, 4550b, HSC4040, 4545	38	15						65E				
	40	16						66E				160PXBK095
	40	16						69E				
	45	18						73E	180SLGK095			
	33	13	.325	0.058	1,5	21BPX/LPX	7	57E	138SLBK095	138PXBK095	138RNBK095	
	35	14						61E				
	38	15						65E	158SLGK095		158RNBK095	
	38	15						65E	158SLBK095	158PXBK095	158RNBK095	
	40	16						67E	168SLGK095	168PXBK095	168RNBK095	
	40	16						69E	34372			
	45	18						73E	188SLGK095	188PXBK095	188RNBK095	
	50	20						78E	208SLGK095		208RNBK095	
330, 350, 360AO, 360SL, 700, 800, 825,	40	16	3/8	0.050	1,3	72LGX/LPX/D/DP	7	60E	160GLHD196		160RND196	160ATMD196
460, 400, 540, 410, 450, 450SL, 550, 850,	50	20						70E	200GLHD196		200RND196	200ATMD196
825, 900, 922, 923, 400, 700, 800, 550SL,	60	24						81E			240RND196	
650, 750, 925, 955, SUPERXLAUTO, SXLAO,	67	27						93E				
SXL925, XL12, 8800	73	29						98E				
1000XP, 1020, 2100,	43	17	3/8	0.063	1,6	75LGX/LPX/D/DP	7	68E				
700DSERIES,	53	21						78E				
S1050AUTO	63	25						90E				
SUPER1050XP, WIZ,	43	17	.404	0.063	1,6	59L/59AC/27/27P	7	62E				
XSERIES, XP SERIES,	53	21						71E				
XP2000, ZIP	63	25						82E				
360	43	17	.404	0.063	1,6	59L/59AC/27/27P	7	62E				
	53	21						71E				
HUSQVARNA®												
325P4X, 325P4x, 323P4	25	10	91	0.050	1,3	91VG/91VX/91P	6	40E				
250PS,	20	8	91	0.050	1,3	91VG/91VX/91P	6	32E				
23, 36, 41, 136, 137, 141, 142,	12	91	0.050	1,3	91VG/91VX/91P	6	45E	120SPEA041*	120SXEA041			120SDEA041*▲
243, E16, E316, E317, E321	14							52E	140SPEA041*	140SXEA041		140SDEA041*▲
	16							56E	160SPEA041*	160SXEA041		160SDEA041*▲
	18							62E				180SDEA041*
33, 36, 41, 335XPT, 333, 334, 1600,	30	12	91	0.050	1,3	91VG/91VX/91P	6	45E	120SPEA095			120SDEA095*▲
338, 1400, 136, 141, 315, 316, 318,	35	14						52E	140SPEA095*			140SDEA095*▲
137, 142, 243, 320, 321, 338XPT,	40	16						56E	160SPEA095*			160SDEA095*▲





	cm	"	"	mm			SL/MP/SP/GP	SX/PXB/SFG/SFH	RN	AT	SD/ML/DG
HUSQVARNA® /..											
16, 316	45	18					60E				180SDEA095
HUSKY32, HUSKY38,	30	12	91	0.050	1,3	91VG/91VX/91P	6	47E			
	35	14						53E			
	40	16						58E			
133, 134, 234, 234, 238, 33, 36, 40, 41, 42, 44, 45, 49, 50, 51, 57, 55, E1400, E1600, EL16, 242XP, 246, 254, 257, 254, 142, 339, 340, 345, 346, 350, 351, 353, 357, 359, 360, 444, 455	33	13	95	0.050	1,3	95VPX	7	56E	130MPBK095	130MLBK095	
	38	15						64E	150MPBK095	150MLBK095	
	40	18						72E	180MPBK095	180MLBK095	
350, 351, 353, 355	28	11	.325	0.058	1,5	21BPX/LPX	7	52E	118SLBK095		
	33	13						56E	138SLBK095	138PXBK095	138RNBK095
	35	14						60E			
	38	15						64E	158SLGK095		158RNBK095
	38	15						64E	158SLBK095	158PXBK095	158RNBK095
	40	16						66E	168SLGK095	168PXBK095	168RNBK095
	40	16						68E	34372		
	45	18						72E	188SLGK095	188PXBK095	188RNBK095
	50	20						78E	208SLGK095		208RNBK095
133, 136, 137, 140, 141, 142, 154, 234, 238, 240, 242, 234, , 246, 254, 257, 261, 340, 345, 346, 350, 351, 357, 359, 360, 444, 450, 455, 235, 340, EL16, EL1400, EL1500, EL1600, 460	28	11	.325	0.058	1,5	21BPX/LPX	7	52E	118SLBK095		
	33	13						56E	138SLBK095	138PXBK095	138RNBK095
	35	14						60E			
	38	15						64E	158SLGK095		158RNBK095
	38	15						64E	158SLBK095	158PXBK095	158RNBK095
	40	16						66E	168SLGK095	168PXBK095	168RNBK095
	40	16						68E	34372		
	45	18						72E	188SLGK095	188PXBK095	188RNBK095
	50	20						78E	208SLGK095		208RNBK095
	154, 254, 257, 261, 262, 362, 357, 359, 560XP 455, 55	28	11	.325	0.058	1,5	21BPX/LPX	7	52E	118SLBK095	
33		13						56E	138SLBK095	138PXBK095	138RNBK095
35		14						60E			
38		15						64E	158SLGK095		158RNBK095
38		15						64E	158SLBK095	158PXBK095	158RNBK095
40		16						66E	168SLGK095	168PXBK095	168RNBK095
40		16						68E	34372		
45		18						72E	188SLGK095	188PXBK095	188RNBK095
50		20						78E	208SLGK095		208RNBK095
33		13	3/8	0.058	1,5	73LGX/LPX/D/DP	7	50E	138SLDK095		138RNDK095
33		13							52E		
38		15						56E	158SLHK095		
40		16						60E	168SLHK095		168RNDK095
45		18						64E	188SLHK095		
45	18						68E	39450		188RNDK095	
50	20						72E		208RNDK095	208ATMK095	
60	24						84E		248RNDK095		
162, 61, 181, 185 2100, 2100, 266, 160, 260 , 268, 272, 272, 281, 285, 288, 365, 380, 394, 395, 390, 371, 394, 298, 380, 480, 65, 66, 77, 70,	33	13	3/8	0.058	1,5	73LGX/LPX/D/DP	7	52E	138SLHD009		138RND009
	38	15						56E	158SLHD009	158SFH009	158RND009
	40	16						60E	168SLHD009	168SFHD009	168RND009
	43	17						64E	178SLHD009		178RND009
	45	18						68E	188SLHD009	188SFHD009	188RND009














	cm	"	"	mm			SL/MP/SP/GP	SX/PXB/SFG/SFH	RN	AT	SD/ML/DG	
HUSQVARNA® J..												
372, 385, 395, 480, 562XP, 570, 575, 576XP, 575XP, 1100 2101, 3120	50	20					72E	208SLHD009	208SFHD009	208RNDD009	208ATMD009	
										228RNDD009		
	55	22					76E			228RNDD009		
	60	24					84E			248RNDD009	248ATMD009	
	65	26					89E			268RNDD009		
	70	28					92E			288RNDD009	288ATMD009	
	75	30					102E			308RNDD009		
	90	36	3/8	0.063	1,6	75LG/LPX/D/DP	7	115E		363RNDD009	363ATLD009	
3120, 395	55	22	.404	0.063	1,6	59L/59AC/27/27P	7	68E			223ATMD009	
	60	24						76E		243RNFD009	243ATMD009	
	90	36						104E		363RNFD009	363ATLD009	
	33	13	3/8	0.058	1,5	75LG/LPX/D/DP	7	52E	138SLHD009	138RNDD009		
	33	13						52E	138SLDD009	138RNDD009		
	38	15						56E	158SLHD009	158SFHD009	158RNDD009	158ATMD009
	40	16						60E	168SLHD009	168SFHD009	168RNDD009	168ATMD009
	43	17						64E	178SLHD009	178RNDD009	178ATMD009	
	45	18						68E	188SLHD009	188SFHD009	188RNDD009	188ATMD009
	50	20						72E	208SLHD009	208SFHD009	208RNDD009	208ATMD009
	55	22						76E		228RNDD009		
	60	24						84E		248RNDD009	248ATMD009	
	65	26						89E		268RNDD009		
	70	28						92E		288RNDD009	288ATMD009	
	75	30						102E		308RNDD009		
	90	36	3/8	0.063	1,6	75LG/LPX/D/DP	7	115E		363RNDD009	363ATLD009	
SAWMILL	40	16	.95R	0.050	1,3		8	67E				
	50	20						81E				
HYDRASAW												
MILES ROYSTON	45	18	3/8	0.058	1,5	73LG/LPX/D/DP	7	70E			188ATMD009	
	55	22						79E				
IKRA												
KS 1400, KS 1500, KS 1600, EKS 1600, EKS1700, EKS1800, KS 2000, KS 1200, KS 1400	30	12	.91	0.050	1,3	91VG/91VX/91P	6	45E	120SPEA041*	120SXE041		120SDEA041*▲
	35	14						52E	140SPEA041*	140SXE041		140SDEA041*▲
	40	16						57E	160SPEA041*	160SXE041		160SDEA041*
	45	18						62E				180SDEA041
	30	12	.91	0.050	1,3	91VG/91VX/91P	6	45E	120SPEA041*	120SXE041		120SDEA041*▲
	35	14						52E	140SPEA041*	140SXE041		140SDEA041*▲
	40	16						56E	160SPEA041*	160SXE041		160SDEA041*▲
INKAR												
All Models	38	15	.325	.058	1,5	21BPX/LPX		64E	158SLBK095	158PXBK095		
IRCEM												
1700F, 12000F	40	16	.325	0.050	1,3	20BPX/LPX	8	64E				
	45	18	3/8	0.058	1,5	73LG/LPX/D/DP	7	68E	188SLHD024	188SFHD024	188ATMD024	
	50	20						72E	208SLHD024	208SFHD024	208RNDD024	208ATMD024
JCBHYDROCHIEF												
All models	43	17	3/8	0.063	1,6	75LG/LPX/D/DP	7	67E		173RNDE031	173ATME031	
	53	21						75E		213RNDE031	213ATME031	
	63	25						83E			253ATLE099	
	43	17	.404	0.063	1,6	59L/59AC/27/27P	7	60E		173RNFE031	173ATME031	
	53	21						68E		213RNFE031	213ATME031	
	63	25						80E			253ATLE099	





	cm	"	"	mm				SL/MP/SP/GP	SX/PXB/SFG/SFH	RN	AT	SD/ML/DG
JOBU												
941, 941S, EL1201, EL880, SL361, SL41	30	12	91	0.050	1,3	91VG/91VX/91P	6	45E				120SDEA064
	35	14						52E				140SDEA064
	40	16						57E	160SPEA064			160SDEA064
SL-3, SL31, SL35	30	12	91	0.050	1,3	91VG/91VX/91P	6	45E		120SXEA041		120SDEA041* 
	35	14						52E		140SXEA041		140SDEA041* 
	40	16						57E	160SPEA041*	160SXEA041		160SDEA041*
LP4, LP40, LP5, LP50, LP6	33	13	.325	0.058	1,5	21BPX/LPX	7	56E				
	38	15						64E				
949, EL14	28	11	.325	0.058	1,5	21BPX/LPX	8	52E	118SLBK095			
	33	13						56E	138SLBK095	138PXBK095	138RNBK095	
	35	14						60E				
	38	15						64E	158SLGK095		158RNBK095	
	40	16						68E	34372			
	45	18						72E	188SLGK095	188PXBK095	188RNBK095	
	50	20						78E	208SLGK095		208RNBK095	
	33	13	3/8	0.058	1,5	73LGX/LPX/D/DP	7	50E	138SLDK095		138RNDK095	
	38	15						56E	158SLHK095		158RNDK095	
40	16						59E					
JOHN DEERE®												
25EV, 28, 28V, 30, 30V, 35EV, 40V, 200CS, 230CS, CCS36, CS36LE, CS40, CS40LE, CS40V	30	12	91	0.050	1,3	91VG/91VX/91P	6	45E	120SPEA041*	120SXEA041		120SDEA041* 
	35	14						52E	140SPEA041*	140SXEA041		140SDEA041* 
	40	16						57E	160SPEA041*	160SXEA041		160SDEA041*
CS46, CS52, CS56, CS62	33	13	95	0.050	1,3	95VPX	7	56E	130MPBK095	130MLBK095		
	38	15						64E	150MPBK095	150MLBK095		
	45	18						72E	180MPBK095	180MLBK095		
	40	16	.325	0.050	1,3	20BPX/LPX	7	66E	160SLGK095		160RNBK095	
	45	18						72E	180SLGK095		180ATMZ095	
45EV, 46EV, 300CS, 450V	40	16	.325	0.050	1,3	20BPX/LPX	7	66E	160SLGK041		160RNBK041	
	45	18						72E	180SLGK041		180RNBK041	
50AV, 50V, 51SV, 55SV, 55V, 60V, 65, 65SV, 66SV, 70V, 80EV, 800V	40	16	3/8	0.050	1,3	72LGX/LPX/D/DP	7	60E	160SLHD176		160RND176	
	45	18						64E	180SLHD176			
	50	20						69E				
	50	20						70E	200SLHD176		200RND176	
	60	24						81E			240RND176	
CS71, CS81	40	16	3/8	0.050	1,3	72LGX/LPX/D/DP	7	60E	160GLHD196		160RND196	160ATMD196
	50	20						70E	200GLHD196		200RND196	200ATMD196
	60	24						81E			240RND196	
JONSERED®												
BABYSAWM36, M361, 361, 365, 370	30	12	91	0.050	1,3	91VG/91VX/91P	6	45E				120SDEA064
	35	14						50E				
	35	14						52E				140SDEA064
	40	16						57E	160SPEA064			160SDEA064
2033 TH	30	12	91	0.050	1,3	91VG/91VX/91P	6	45E	120SPEA041*	120SXEA041		120SDEA041* 
	35	14						52E	140SPEA041*	140SXEA041		140SDEA041* 
	40	16						57E	160SPEA041*	160SXEA041		160SDEA041*
2118 EL, 2115EL, 2035, 2116, 2115, 2135, 2121, 2117, 2137, 2138, 2139	30	12	91	0.050	1,3	91VG/91VX/91P	6	45E	120SPEA095			120SDEA095 
	35	14						52E	140SPEA095*			140SDEA095* 
	40	16						56E	160SPEA095*			160SDEA095* 
	45	18						60E				180SDEA095
EL14, EL1200, 45E, 49SP, 50, 52, 2014,	28	11	.325	0.058	1,5	21BPX/LPX	7	52E	118SLBK095			







	cm	"	"	mm				SL/MP/SP/GP	SX/PXB/SFG/SFH	RN	AT	SD/ML/DG
JONSERED® ./..												
2015, 2016, 2012, 51, 370, 380, 410, 420, 425, 435, 450, 451, 45, 451EVS, 452, 490	33	13						56E	138SLBK095	138PXBK095	138RNBK095	
455, 450, 451, 455, 510, 520, 521, 510, 520, 525, 535, 590, 590, 2012, 2014, 2015,	35	14						60E				
2016, 2036, 2040, 2041, 2045, 2149, 2050, 2063, 2051, 2054, 2055,	38	15						64E	158SLGK095		158RNBK095	
2150, 2145, 2141, 2152, 2153, 2255, 2156, 2163	38	15						64E	158SLBK095	158PXBK095	158RNBK095	
	40	16						66E	168SLGK095	168PXBK095	168RNBK095	
	40	16						68E	34372			
	45	18						72E	188SLGK095	188PXBK095	188RNBK095	
	50	20						78E	208SLGK095		208RNBK095	
2159, 2145, 2149, 2147	33	13	95	0.050	1,3	95VPX	7	56E	130MPBK095	130MLBK095		
	38	15						64E	150MPBK095	150MLBK095		
	45	18						72E	180MPBK095	180MLBK095		
2063, 2163, 2159	33	13	3/8	0.058	1,5	73LGX/LPX/D/DP	7	50E	138SLDK095		138RNDK095	
	38	15						56E	158SLHK095		158RNDK095	
	40	16						60E	168SLHK095		168RNDK095	168ATMK095
	45	18						64E	188SLHK095		188RNDK095	188ATMK095
	28	11	3/25	0.058	1,5	21BPX/LPX	7	52E	118SLBK095			
	33	13						56E	138SLBK095	138PXBK095	138RNBK095	
	35	14						60E				
	38	15						64E	158SLGK095		158RNBK095	
	38	15						64E	158SLBK095	158PXBK095	158RNBK095	
	40	16						66E	168SLGK095	168PXBK095	168RNBK095	
	40	16						68E	34372			
	45	18						72E	188SLGK095	188PXBK095	188RNBK095	
	50	20						78E	208SLGK095		208RNBK095	
	33	13	95	0.050	1,3	95VPX	7	56E	130MPBK095	130MLBK095		
	38	15						64E	150MPBK095	150MLBK095		
	45	18						72E	180MPBK095	180MLBK095		
625, 630, 630SUPER, 670, 670CHAMP, 2077, 2083, 2094, 2095, 2095, 2065, 2071, 2171, 2165, 2186 820/830* 920/930* (*with 9mm stud)	33	13	3/8	0.058	1,5	73LGX/LPX/D/DP	7	52E	138SLDD009		138RND009	
	38	15						56E	158SLHD009	158SFHD009	158RND009	158ATMD009
	40	16						60E	168SLHD009	168SFHD009	168RND009	168ATMD009
	43	17						64E	178SLHD009		178RND009	178ATMD009
	45	18						68E	188SLHD009	188SFHD009	188RND009	188ATMD009
	50	20						72E	208SLHD009	208SFHD009	208RND009	208ATMD009
	55	22						76E			228RND009	
	60	24						84E			248RND009	248ATMD009
	65	26						89E			268RND009	
	70	28						92E			288RND009	288ATMD009
	75	30						102E			308RND009	
	90	36	3/8	0.063	1,6	75LGX/LPX/D/DP	7	115E			363RND009	
	53	21	404	0.058	1,5	58L/26	7	68E				218ATMD009
	55	22	404	0.063	1,6	59L/59AC/27/27P	7	68E				223ATMD009
	60	24						76E				243ATMD009
	90	36						104E			363RNF009	363ATLD009
60, 62, 66, 70, 75, 77 80, 81, 90, 110, 111, 601, 621, 751, 801, 820, 830, 910E, 920, 930, 941	40	16	3/8	0.058	1,5	73LGX/LPX/D/DP	7	60E	168SLHD024	168SFHD024		
	45	18						68E	188SLHD024	188SFHD024		188ATMD024
	50	20						72E	208SLHD024	208SFHD024	208RND024	208ATMD024
	58	23						80E				
	63	25						88E				
	75	30						98E				308ATMD024
1020	40	15	3/8	0.058	1,5	73LGX/LPX/D/DP	7	56E	158SLHD010			






	cm	"	"	mm				SL/MP/SP/GP	SX/PXB/SFG/SFH	RN	AT	SD/ML/DG
JONSERED® ./..												
	43	17						64E	178SLHD010			
	55	22						76E				
SAWMILL 2095+, SAWMILL 600+	40	16	91R	0.050	1,3	91R	8	60E				
	50	20						72E				
	40	16	95R	0.050	1,3	95R	8	67E				
	50	20						81E				
KING CRAFT												
All Models	30	12	91	0.050	1,3	91VG/91VX/91P	6	45E	120SPEA041*	120SXEA041		120SDEA041* 
	35	14						52E	140SPEA041*	140SXEA041		140SDEA041* 
	40	16						57E	160SPEA041*	160SXEA041		160SDEA041*
	45	18						62E				180SDEA041
KRESS®												
DUO-SAGE	25	10	91	0.050	1,3	91VG/91VX/91P	9	36E				
LANDONI												
771, 772	35	14	325	0.050	1,3	20BPX/LPX	7	60E				
	40	16						64E				
	45	18						70E				
773, L20	40	16	3/8	0.050	1,3	72LGX/LPX/D/DP	7	58E				
	50	20						70E				
	60	24						80E				
LEROY SOMER												
TLS1412, TLS1530, TLS1614, TLS1616, TLS1635, TLS1716	30	12	91	0.050	1,3	91VG/91VX/91P	6	45E				120SDEA089
	35	14						50E				140SDEA089
	40	16						56E				160SDEA089
LOGOSOL												
3000, 3052, 0036 with Stihl® 064, 066, MS660, MS361	33	13	3/8R	0.063	1,6	75RD		52E			133RNDD025	
	38	15						56E	153SLHD025	153SFHD025	153RNDD025	153ATMD025
	40	16						60E	163SLHD025	163SFHD025	163RNDD025	163ATMD025
	45	18						66E	183SLHD025	183SFHD025	183RNDD025	183ATMD025
	50	20						72E	203SLHD025	203SFHD025	203RNDD025	203ATMD025
	60	24						84E			243RNDD025	243ATMD025
	70	28						91E			283RNDD025	
	75	30						98E				
	90	36						114E			363RNDD025	
3020 with Stihl® 084, 088, MS880	38	15	3/8R	0.063	1,6	75RD		58E				
	43	17						66E			173RNDE031	173ATLE031
	50	20						74E				
	53	21						75E			213RNDE031	213ATLE031
	63	25						86E				
	63	25						88E			253RNDE031	
LOMBARD												
AP-22, AP-24, LITTLELIGHTING, PONY	30	12	91	0.050	1,3	91VG/91VX/91P	6	44E				
	30	12						45E				120SDEA064
	35	14						52E				140SDEA064
	40	16						55E	160SPEA064			160SDEA064
ALLSERIES, COMANGO, GLP SERIES, LIGHTING SERIES	40	16	3/8	0.050	1,3	72LGX/LPX/D/DP	7	60E	160SLHD176		160RNDD176	
	45	18						66E			180RNDD176	
	50	20						70E	200SLHD176		200RNDD176	
	60	24						81E				



	cm	"	"	mm		SL/MP/SP/GP	SX/PXB/SFG/SFH	RN	AT	SD/ML/DG	
MAFELL											
BS300,	40	16	91	0.050	1,3	91VG/91VX/91P	6	57E	160SPEA041*	160SXE041	160SDEA041*
KSU330	35	14	.325	0.050	1,3	20BPX/LPX	7	61E			
ZS330, ZS200E,	35	14	3/8	0.050	1,3		7	54E			
EKS400,	38	15	.325	0.058	1,5	21BPX/LPX	7	64E	158SLGK095	158RNBK095	
EKS400S	38	15	95	0.050	1,3	95VPX	7	64E	150MPBK095	150MLBK095	
MAKITA											
5011B, 5012B, 5014B,	30	12	1/4	0.050	1,3	25AP	9	66E			120SDAA041
5014NB, 5016B, 5016NB	35	14						76E			140SDAA041
AUC120DWAE	12	5	1/4	0.050	1,3	25AP	6	42E			
DCS 34, DCS330, 340, 341, 390, 400	30	12		0.043	1,1		6	46E			124MLEZ041*
401, 5012, 5014, 5016, 3500, UC3501,	35	14						52E			144MLEA041*
UC3020A, UC3520A, UC4020A	40	16						56E			164MLEZ041
DCS330S, DCS350, DCS3501, DCS390,	30	12	91	0.050	1,3	91VG/91VX/91P	6	45E	120SPEA041*	120SXE041	120SDEA041*
UC3501, UC3520A, BUC250RDE,											
BUC122RFE											
DCS400, DCS380, DCS300, DCS3410TH,	30	12						46E			120SDEZ041*
DCS232T, UC3030A,											
DCS340, DCS341, DCS401, DCS4610,	35	14						52E	140SPEA041*	140SXE041	140SDEA041*
UC3530AK											
UC3000, UC3500, UC4000	40	16						56E			160SDEZ041*
UC3000, UC3500, UC4000, UC4030AK	40	16						56E			160SDEA041*
5012, 5014, 5016	40	16						57E	160SPEA041*	160SXE041	160SDEA041*
DCS 410, DCS411	33	13	.325	0.050	1,3	20BPX/LPX	7	56E			130MLBK041
DCS 4301	38	15						64E			150MLBK041
	45	18						72E			180MLBK041
DCS430, DCS431, DCS 520, DCS4300i,	33	13	.325	0.050	1,3	20BPX/LPX	7	56E	130MPBK095	130MLBK095	
DCS5200i	38	15						64E	150MPBK095	150MLBK095	
	45	18						72E	180MPBK095	180MLBK095	
DCS430, DCS520,	28	11	.325	0.058	1,5	21BPX/LPX	7	52E	118SLBK095		
DCS4300i, DCS5200i,	33	13						56E	138SLBK095	138PXBK095	138RNBK095
DCS431, DCS520,	35	14						60E			
DCS4300i, DCS431, 45	38	15						64E	158SLGK095	158RNBK095	
	38	15						64E	158SLBK095	158PXBK095	158RNBK095
	40	16						66E	168SLBK095		
	40	16						68E	34372		
	45	18						72E	188SLBK095		
	45	18						72E	188SLGK095	188PXBK095	188RNBK095
	50	20						78E	208SLGK095	208RNBK095	
DCS460, DCS500, DCS4600, DCS5030	38	15	3/8	0.058	1,5	73LGX/LPX/D/DP	7	56E	158SLHK153		158RNB083
	43	17						64E			178RNB083
	45	18						64E	188SLHK153		178ATMB083
	50	20						72E	208SLHK153		208RNB083
	53	21						72E			
DCS6000i, DCS520i, 540, 5200, 6000	38	15	3/8	0.058	1,5	73LGX/LPX/D/DP	7	56E			158RNB083
DCS 6800i	43	17						64E			178RNB083
	50	20						72E			208RNB083
	53	21						72E			
9000,	43	17	3/8	0.058	1,5	73LGX/LPX/D/DP	8	64E			
DCS9010	50	20						72E		208RND033	208ATMD033
	58	23						80E			
DCS-6400, DCS-7300, DCS6401, DCS9000,	38	16	3/8	0.058	1,5	73LGX/LPX/D/DP	7	60E	168SLHD009	168SFHD009	





	cm	"	"	mm			SL/MP/SP/GP	SX/PXB/SFG/SFH	RN	AT	SD/ML/DG
MAKITA® /./.											
DCS9010, DCS7301, DCS79001, DCS-7900	45	18					68E	188SLHD009	188SFHD009		188ATMD009
	50	20					72E	208SLHD009	208SFHD009		208ATMD009
	60	24					84E				248ATMD009
	70	28					92E				288ATMD009
MCCULLOCH® (Italy)											
Electramac 312, 314, 316, 330, 335, 340, 414, 416, Mac 335, MacCat 436, 441, Mac 538e, 539e, Promac33	30	12	91	.050	1,3	91VG/91VX/91P	6	45E			120SDEA318*
	35	14						50E	140SPEA318*	140SXEA318	140SDEA318*▲
	40	16						56E	160SPEA318*	160SXEA318	160SDEA318*▲
	45	18						60E			180SDEA318*
Mac 542e, California, Mac 545e (intenz), Mac 5 Evolution(intenz), 2200E, 1900E	30	12	91	0.050	1,3	91VG/91VX/91P	6	45E			120SDEA318*
	35	14						50E	140SPEA318*	140SXEA318	140SDEA318*▲
	40	16						55E	160SPEA318*	160SXEA318	160SDEA318*▲
	45	18						60E			180SDEA318*
ProMac 46 II 	33	13	95	0.050	1,3	95VPX	7	56E	130MPBK095	130MLBK095	
	38	15						64E	150MPBK095	150MLBK095	
	45	18						72E	180MPBK095	180MLBK095	
ProMac 54, 61, 72	40	16	3/8	0.058	1,5	73LGX/LPX/D/DP	7	60E	168SLHD024	168SFHD024	
	45	18						68E	188SLHD024	188SFHD024	188ATMD024
	50	20						72E	208SLHD024	208SFHD024	208RND024 208ATMD024
MCCULLOCH®											
M1, M2, M2B, M4, M4B, M6, M6B	25	10	91	0.050	1,3	91VG/91VX/91P	6	38E			
	30	12						44E			
	35	14						50E			
	40	16						56E			
474, 484, 735, C180, CALIFORNIA/ARIZON, CALIFORNIA 90, EAGERBEAVER, MAC120, MAC130, MM30, MM35, PM36, PM310, PM320, 330, 340, PM360, PM364, PM370, PM380, PM470, PM480, PM510, PM400, PM6, PM730, EMAC1040, PM484, MAC940, DAY.900, MINI MAC (All Models), 3214/6, 3516/8, EB2.3, MacCat	30	12	91	0.050	1,3	91VG/91VX/91P	6	44E			120SDEA318*
	35	14						49E	140SPEA318*	140SXEA318	140SDEA318*▲
	35	14						50E			
	40	16						55E	160SPEA318*	160SXEA318	160SDEA318*▲
PM394, PM494, MAC 930, MAC935, Mac-Cat 839, 842, Electramac 1030, 1035, Mac120, 14A/S, EM16, 10, 12, 14, 16E	30	12	91	0.050	1,3	91VG/91VX/91P	6	44E			120SDEA318*
	30	12						45E			
	35	14						50E	140SPEA318*	140SXEA318	140SDEA318*▲
	40	16						56E	160SPEA318*	160SXEA318	160SDEA318*▲
ELECTRA MAC16E, 838, 839	45	18						60E			180SDEA318
	40	16	91	0.050	1,3	91VG/91VX/91P	6	54E	160SPEA318*	160SXEA318	160SDEA318*
	35	14	325	0.050	1,3	20BPX/LPX	7	55E			
	35	14						56E			
3500, 400P, TITAN35, TITAN40, PM38, PM40, PM46, DAYTONA 1000	40	16						64E			
	45	18						72E			
	35	14	91	0.050	1,3	91VG/91VX/91P	6	52E	140SPEA041*	140SXEA041	140SDEA041*▲
	40	16						56E	160SPEA041*	160SXEA041	160SDEA041*▲
TITAN41, TITAN46, 4600, 4700, 4900, 5000, 10-49, 10-42 TIMBERBEAR 849	40	16	325	0.050	1,3	20BPX/LPX	7	66E	160SLGK095		160RNBK095
	45	18						72E	180SLGK095		180ATMZ095
	30	12	3/8	0.050	1,3	72LGX/LPX/D/DP	7	50E			
1-10, 10-10, 2-10, 3-10, 4-10, 5-10, 55, 555, 6-10, 60, 610, 650, 655,	40	16						60E	160SLHD276		
	50	20						71E	200SLHD276		













	cm	"	"	mm				SL/MP/SP/GP	SX/PXB/SFG/SFH	RN	AT	SD/ML/DG
MCCULLOCH® ./..												
7-10, 70, 700, 80, 800, 805,	60	24						81E				
850, DE50, SP60, SP81,	70	28						92E				
850, DE50, SP60, SP81,	40	16	3/8	0.058	1,5	73LGX/LPX/D/DP	7	60E				
TITAN50, TITAN57, 955,	50	20						71E				
1000, CP55, CP70, CP70L	60	24						81E				
MAC950, MAC960, MAC 970,	33	13	3/8	0.058	1,5	73LGX/LPX/D/DP	7	52E				
300, 050, 006,	38	15						56E				
PROMAC 51, PROMAC55, PROMAC60,	40	16						60E	168SLHD024	168SFHD024		
PROMAC70	45	18						68E	188SLHD024	188SFHD024	188ATMD024	
	50	20						72E	208SLHD024	208SFHD024	208RNDD024	208ATMD024
MCCULLOCH® (JF)												
MS1215, MS1415, MS1425, MS1630,	30	12	91	0.050	1,3	91VG/91VX/91P	6	45E				120SDEA318*
MS1640, MS1435, MS1645, MS1845J,	35	14						49E	140SPEA318*	140SXE318		140SDEA318*▲
MS1834N, MS1635AV	40	16						55E	160SPEA318*	160SXE318		160SDEA318*▲
	30	12	91	0.050	1,3	91VG/91VX/91P	6	45E	120SPEA095			120SDEA095*
	35	14						49E				
	35	14						52E	140SPEA095*			140SDEA095*▲
	40	16						54E				
	40	16						56E	160SPEA095*			160SDEA095*▲
	45	18						60E				180SDEA095
	40	16	.325	0.050	1,3	20BPX/LPX	7	66E	160SLBK095			
	45	18						72E	180SLBK095	180RNBK095		
	50	20						78E	200SLBK095			
METABO®												
Kt 1441	35	16	91	0.050	1,3	91VG/91VX/91P	6	57E	160SPEA095*			160SDEA095*
Kt 1530	33	13	.325	0.058	1,5	21BPX/LPX	8	56E	138SLBK095	138PXBK095		
	38	15						64E	158SLBK095	158PXBK095		
5338	30	12	1/4	0.050	1,3	25AP	8	64E				
	35	14						72E				
	30	12	91	0.050	1,3	91VG/91VX/91P	6	44E	120SPEA074*	120SXE074		120SDEA074*▲
	35	14						50E	140SPEA074*	140SXE074		140SDEA074*▲
	40	16						55E	160SPEA074*	160SXE074		160SDEA074*▲
1440	40	16	91	0.050	1,3	91VG/91VX/91P	6	58E				
MONDIAL												
V5, V6, V6SUPER	28	11	.325	0.058	1,5	21BPX/LPX	8	52E	118SLBK095			
	33	13						56E	138SLBK095	138PXBK095	138RNBK095	
	35	14						60E				
	38	15						64E	158SLGK095		158RNBK095	
	40	16						66E	168SLGK095	168PXBK095	168RNBK095	
	40	16						68E	34372			
	45	18						72E	188SLGK095	188PXBK095	188RNBK095	
	50	20						78E	208SLGK095		208RNBK095	
NAUTAC												
135, 140, 144, 232,	30	12	91	0.050	1,3	91VG/91VX/91P	6	44E				
236	35	14						49E				140SDEA111
	40	16						56E				160SDEA129
244, 246, 252	28	11	.325	0.058	1,5	21BPX/LPX	7	52E	118SLBK095			
	33	13						56E	138SLBK095	138PXBK095	138RNBK095	
	35	14						60E				
	38	15						64E	158SLGK095		158RNBK095	







	cm	"	"	mm				SL/MP/SP/GP	SX/PXB/SFG/SFH	RN	AT	SD/ML/DG
NAUTAC ./..												
	40	16						66E	168SLGK095	168PXBK095	168RNDK095	
	40	16						68E	34372			
	45	18						72E	188SLGK095	188PXBK095	188RNBK095	
	50	20						78E	208SLGK095		208RNBK095	
149, 155, 170, 256, 256I	40	16	3/8	0.058	1,5	73LGX/LPX/D/DP	7	60E	168SLHD024	168SFHD024		
	45	18						68E	188SLHD024	188SFHD024		188ATMD024
	50	20						72E	208SLHD024	208SFHD024	208RND024	208ATMD024
	58	23						80E				
	63	25						88E				
	75	30						98E				308ATMD024
	40	16	.404	0.058	1,5	58L/26	7	55E				
	45	18						62E				188ATMD024
	50	20						66E				208ATMD024
	58	23						73E				
OLEO-MAC-OLYMPIC®												
EP100 Pole Pruner	25	10	90	0.043	1,1	90SG	6	39E				104MLEA318
E1500	30	12	90	0.043	1,1	90SG	6	45E				
931, 932	30	12	91	0.050	1,3	91VG/91VX/91P	6	45E	120SPEA041*	120SXEAO41		120SDEA041* 
GS35, GS350	35	14						53E	140SPEA041*	140SXEAO41		140SDEA041* 
	40	16						57E	160SPEA041*	160SXEAO41		160SDEA041*
233, 234, 244, 240, 241, 335, 340, 930, 935DX 935X, 936, 940, E140F, E160F, E1700, E1900, E1500, 300	30	12	91	0.050	1,3	91VG/91VX/91P	6	44E				
	35	14						49E				140SDEA111
	40	16						56E				160SDEA129
OM-E200	30	12	91	0.050	1,3	91VG/91VX/91P	6	45E	120SPEA074*	120SXEAO74		120SDEA074* 
	35	14						50E	140SPEA074*	140SXEAO74		140SDEA074* 
	40	16						56E	160SPEA074*	160SXEAO74		160SDEA074* 
240	30	12	91	0.050	1,3	91VG/91VX/91P	6	45E	120SPEA074*	120SXEAO74		120SDEA074* 
	35	14						50E	140SPEA074*	140SXEAO74		140SDEA074* 
	40	16						56E	160SPEA074*	160SXEAO74		160SDEA074* 
	30	12	.325	0.050	1,3	20BPX/LPX	8	51E				
	35	14						57E				
	40	16						64E				
E170, E170F	30	12	.325	0.050	1,3	20BPX/LPX	8	51E				
	35	14						57E				
	40	16						64E				
937, 938, 941, GS44	33	13	95	0.050	1,3	95VPX	7	56E	130MPBK095	130MLBK095		
	38	15						64E	150MPBK095	150MLBK095		
	40	16						66E	160MPBK095	160MLBK095		
	45	18						72E	180MPBK095	180MLBK095		
940C	33	13	95	0.050	1,3	95VPX	7	56E				130MLBK041
	40	16						66E				160MLBK041
938, 942, 941 945, 950, 946, 950SUPER, 947, 956, 962, 950A, 951, E300 F	28	11	.325	0.058	1,5	21BPX/LPX	7	52E	118SLBK095			
	33	13						56E	138SLBK095	138PXBK095	138RNBK095	
	35	14						60E				
	38	15						64E	158SLGK095		158RNBK095	
	40	16						66E	168SLGK095	168PXBK095	168RNBK095	
	40	16						68E	34372			
	45	18						72E	188SLGK095	188PXBK095	188RNBK095	
	50	20						78E	208SLGK095		208RNBK095	
962, 956	40	16	3/8	0.058	1,5	73LGX/LPX/D/DP	7	60E	168SLHK095		168RNDK095	168ATMK095





	cm	"	"	mm			SL/MP/SP/GP	SX/PXB/SFG/SFH	RN	AT	SD/ML/DG
OLEO-MAC-OLYMPIC® ./..											
	45	18					68E	39450		188RNDK095	188ATMK095
	50	20					72E	208SLHK095		208RNDK095	208ATMK095
	55	22					77E				
	28	11	.325	0.058	1,5	21BPX/LPX	7	52E	118SLBK095		
	33	13						56E	138SLBK095	138PXBK095	138RNBK095
	35	14						60E			
	38	15						64E	158SLGK095		158RNBK095
	40	16						66E	168SLGK095	168PXBK095	168RNBK095
	40	16						68E	34372		
	45	18						72E	188SLGK095	188PXBK095	188RNBK095
	50	20						78E	208SLGK095		208RNBK095
250A, 251, 251SUPER, 251B, 252, 254, 261, 264, 271, 272, 284, 350, 350SUPER, 355, 460, 480, 481, 482, 484, E300, OM-E300	40	16	3/8	0.058	1,5	73LGX/LPX/D/DP	7	60E	168SLHD024	168SFHD024	
	45	18						68E	188SLHD024	188SFHD024	188ATMD024
	50	20						72E	208SLHD024	208SFHD024	208ATMD024
	58	23						80E			
	63	25						88E			
	75	30						98E			308ATMD024
970, 980, 971, 981	40	16	.404	0.058	1,5	58L/26	7	55E			
	45	18						62E			188ATMD024
	50	20						66E			208ATMD024
	58	23						73E			
	40	16	3/8	0.058	1,5	73LGX/LPX/D/DP	7	60E	168SLHD024	168SFHD024	
	45	18						68E	188SLHD024	188SFHD024	188ATMD024
	50	20						72E	208SLHD024	208SFHD024	208ATMD024
	58	23						80E			
	63	25						88E			
	75	30						98E			308ATMD024
999, 999F, 985	43	17	.404	0.063	1,6	59L/59AC/27/27P	7	60E		173RNFE031	173ATLE031
	53	21						68E		213RNFE031	213ATME031
	63	25						80E			
	75	30						92E			
	90	36						108E			
	104	41						123E			
OPEN											
130Z, 140Z, 142Z	30	12	.91	0.050	1,3	91VG/91VX/91P	6	45E	120SPEA041*	120SXEA041	120SDEA041* 
	35	14						52E	140SPEA041*	140SXEA041	140SDEA041* 
	40	16						57E	160SPEA041*	160SXEA041	160SDEA041*
K1, K2, K3, K2SUPER	28	11	.325	0.058	1,5	21BPX/LPX	8	52E	118SLBK095		
	33	13						56E	138SLBK095	138PXBK095	138RNBK095
	35	14						60E			
	38	15						64E	158SLGK095		158RNBK095
	40	16						66E	168SLGK095	168PXBK095	168RNBK095
	40	16						68E	34372		
	45	18						72E	188SLGK095	188PXBK095	188RNBK095
	50	20						78E	208SLGK095		208RNBK095
K3	40	16	3/8	0.058	1,5	73LGX/LPX/D/DP	7	59E			
	45	18						64E	188SLHK095		188RNDZ095
	45	18						68E	39450		188RNDK095
145, 150, 155, 157, 157SUPER, 165	40	16	3/8	0.058	1,5	73LGX/LPX/D/DP	7	60E	168SLHD025		
	43	17						64E	178SLHD025		






	cm	"	"	mm			SL/MP/SP/GP	SX/PXB/SFG/SFH	RN	AT	SD/ML/DG
OPEM ./..											
	48	19					68E	198SLHD025			
PARMA											
All Models,	40	16	3/8	0.063	1,6	75LGX/LPX/D/DP	62E				
	40	16	3/8	0.058	1,5	73LGX/LPX/D/DP	62E	168SLHD009	168SFHD009		
PARTNER® (Italy)											
P1535, 1540, 1640, 1835, 1840	30	12	91	0.050	1,3	91VG/91VX/91P	6	45E		120SDEA318*	120SDEA318*
P351, 352, 371, 391, 538E, 542E	35	14						50E	140SXEA318	140SDEA318*	140SDEA318*
	40	16						56E	160SXEA318	160SDEA318*	160SDEA318*
	45	18						60E		180SDEA318	180SDEA318
P411, 462, 511, 543, 461	33	13	95	0.050	1,3	95VPX	7	56E	130MLBK095		
	38	15						64E	150MLBK095		
	45	18						72E	180MLBK095		
P541	40	16	3/8	0.050	1,3	72LGX/LPX/D/DP	7	60E	168SFHD024		
	45	18						68E	188SFHD024	188ATMD024	
	50	20						72E	208SFHD024	208RNDD024	208ATMD024
PARTNER®											
1436, 1641	35	14	90	0.043	1,1	90SG	6	52E		144MLEA041	144MLEA041
	40	16						56E		164MLEA041	164MLEA041
1535EL, 1540EL	35	14	91	0.050	1,3	91VG/91VX/91P	6	50E	140SXEA318	140SDEA318*	140SDEA318*
	40	16						54E	160SXEA318	160SDEA318*	160SDEA318*
1601, 1602, 1612, 1613, 1614, 1616, 1618	30	12	91	0.050	1,3	91VG/91VX/91P	6	45E		120SDEA064	120SDEA064
	35	14						52E		140SDEA064	140SDEA064
	40	16						56E		160SDEA064	160SDEA064
330, 335, 340, 345, 360, 365, 385, 395, 351, 370, P 390, P 420, 350	30	12	91	0.050	1,3	91VG/91VX/91P	6	45E	120SXEA041	120SDEA041*	120SDEA041*
	35	14						52E	140SXEA041	140SDEA041*	140SDEA041*
	40	16						56E	160SXEA041	160SDEA041*	160SDEA041*
	45	18						62E		180SDEA041	180SDEA041
1550, 185	35	14	91	0.050	1,3	91VG/91VX/91P	6	52E		140SDEA095*	140SDEA095*
EL1450, EL1650, 400, 410, 460, 360, 450, 500, 5000	33	13	95	0.050	1,3	95VPX	7	56E	130MLBK095		
405, 450, 470, 510, 540	38	15						64E	150MLBK095		
360, 365, 400, 405, 450, 465, 495, 510, 540, 500, 545, MINIFARMERSAW, P500, P5000, P5500, 1200EL, 1400EL, 1450, 1500EL, 1650, 410, 460, 510	45	18						72E	180MLBK095		
	28	11	325	0.058	1,5	21BPX/LPX	7	52E			
	33	13						56E	138PXBK095	138RNK095	
	35	14						60E			
	38	15						64E		158RNK095	
	38	15						64E	158PXBK095	158RNK095	
	40	16						66E	168PXBK095	168RNK095	
	40	16						68E			
	45	18						72E	188PXBK095	188RNK095	
	50	20						78E		208RNK095	
550, 605	33	13	3/8	0.058	1,5	73LGX/LPX/D/DP	7	50E			
	38	15						56E			
650, 7000, F65, P100, P55, P65, P70, R16, R17, R18, R19, R20, R21, R22, R40, R417, R418, R420, R421, R422, R435, R440, R522, R523, S50, S55, S65	33	13	3/8	0.058	1,5	73LGX/LPX/D/DP	7	52E			
	38	15						56E			
	40	16						60E		168RNDD010	
	43	17						64E			
	50	20						72E			
	55	22						76E			
660, P7700, 710	40	16	3/8	0.058	1,5	73LGX/LPX/D/DP	7	60E	168SFHD009	168RNDD009	168ATMD009
	45	18						68E	188SFHD009	188RNDD009	188ATMD009





	cm	"	"	mm			SL/MP/SP/GP	SX/PXB/SFG/SFH	RN	AT	SD/ML/DG
PARTNER® /..											
	50	20					72E	208SFHD009	208RND009	208ATMD009	
	55	22					77E		228RND009		
	60	24					84E		248RND009	248ATMD009	
	65	26					89E		268RND009		
	70	28					92E		288RND009	288ATMD009	
	90	36	3/8	0.063	1,6	75LG/LPX/D/DP	7	115E	363RND009		
P100, P85, R40, R435, R440	55	22	404	0.063	1,6	59L/59AC/27/27P	7	69E			
	65	26						80E			
PEUGEOT® / FOE											
TLS1630, TLS1635, TLS1640, TRC 1640, TRC1635, TRC1630	30	12	91	0.050	1,3	91VG/91VX/91P	6	45E			120SDEA089
	35	14						50E			140SDEA089
	40	16						56E			160SDEA089
PIONEER											
P10, P11, P12, P12S	30	12	91	0.050	1,3	91VG/91VX/91P	6	45E			120SDEA064
	35	14						52E			140SDEA064
	40	16						56E	160SPEA064		160SDEA064
1072, 1073, 1074, 970, P21, P25, P26, P28, P28S	33	13	325	0.058	1,5	21BPX/LPX	8	56E	138SLBK095	138PXBK095	138RNBK095
	35	14						61E			
	38	15						64E	158SLGK095		158RNBK095
	38	15						64E	158SLBK095	158PXBK095	158RNBK095
	40	16						66E	168SLGK095	168PXBK095	168RNBK095
	40	16						68E	34372		
	45	18						72E	188SLGK095	188PXBK095	188RNBK095
	50	20						78E	208SLGK095		208RNBK095
FARMLITE, FARMSAWII, FARMSAW-S, P25, P38SS, P40, P41, P41S, P42HP, P42S, P50, P51, P51S, P52S, P60, P61, P61S, P62S	35	14	3/8	0.058	1,5	73LG/LPX/D/DP	7	53E			
	40	16						61E			
	45	18						68E			
	50	20						72E		208RND007	
	60	24						84E			
1110, 1200, 1200A, 1400, 1700, 1800, 2270, 2400, 3071, 3200, 3270AUTO, 3280AUTO, 400, 540, 600 620, 650, 700, P20NU17 P50CP, P51S, P60,	40	16	3/8	0.058	1,5	73LG/LPX/D/DP	7	62E			
	50	20						70E			
	60	24						79E			
	70	28						92E			
	50	20	404	0.058	1,5	58L/26	7	64E			
P61, P61S	60	24						72E			
	70	28						84E			
	90	36						100E			
POULAN®											
ES300	35	14	90	0.043	1,1	90SG	6	52E			144MLEA041
	40	16						56E			164MLEA041
1800, 2000, 2300AV, 2300CVA, 25A, P3314, P3314WS, PLN1514, 1420, 1630	30	12	91	0.050	1,3	91VG/91VX/91P	6	45E	120SPEA041*	120SXEA041	120SDEA041*▲
	35	14						52E	140SPEA041*	140SXEA041	140SDEA041*▲
MICRO25, S25CVA, S25D, S25DA, P600, P3416, P4018WT, PLN3516F, ES350	40	16						57E	160SPEA041*	160SXEA041	160SDEA041*
1400E 200SERIES,	35	14	91	0.050	1,3	91VG/91VX/91P	6	52E			
	33	13	325	0.058	1,5	21BPX/LPX	7	56E			
300SERIES, 306, 3400, 445, 446, 450, 360, 361, 3700, 3800, 395, 3900, 4400, 400SERIES, 4000, 4200,	33	13	3/8	0.050	1,3	72LG/LPX/D/DP	7	52E			
	40	16						60E	160SLHD176		160RND176 160ATMD176
	50	20						70E	200SLHD176		200RND176 200ATMD176











	cm	"	"	mm		SL/MP/SP/GP	SX/PXB/SFG/SFH	RN	AT	SD/ML/DG		
POULAN® ./..												
4400, 4900, 5200, 5400, 6700	33	13	3/8	0.058	1,5	73LGX/LPX/D/DP	7	52E				
415, 425, 445, 475, 505	33	13	3/8	0.058	1,5	75LGX/LPX/D/DP	7	52E	138SLHD009	138RNDD009		
	33	13						52E	138SLDD009	138RNDD009		
	38	15						56E	158SLHD009	158SFH009	158RNDD009	158ATMD009
	40	16						60E	168SLHD009	168SFHD009	168RNDD009	168ATMD009
	43	17						64E	178SLHD009		178RNDD009	178ATMD009
	45	18						68E	188SLHD009	188SFHD009	188RNDD009	188ATMD009
	50	20						72E	208SLHD009	208SFHD009	208RNDD009	208ATMD009
	55	22						76E			228RNDD009	
	60	24						84E			248RNDD009	248ATMD009
	65	26						89E			268RNDD009	
	70	28						92E			288RNDD009	288ATMD009
75	30						102E			308RNDD009		
5500, 6000	43	17	.404	0.063	1,6	59L/59AC/27/27P	7	61E			173ATMD033	
	53	21						70E				
POWER PRUNER®												
PP600, PP800, PP1000, PP1250	20	8	91	0.050	1,3	91VG/91VX/91P	6	33E				
	26	10						39E			100SDEA218	
	30	12						44E			120SDEA218*	
PP1000, PP1200, PP1250, PP1260, PP1400PS	26	10	90	0.043	1,1	90SG	6	39E				
	30	12						44E				
PREC												
300	35	14	3/8	.050	1,3	72LGX/LPX/D/DP		52E	140SPEA318*	140SXE318		140SDEA318*
PS												
180190	45	18	.404	0.063	1,6	59L/59AC/27/27P	7	60E		183RNDD029		
QUADRA												
FRONTIER	30	12	91	0.050	1,3	91VG/91VX/91P	6	45E				120SDEA064
	35	14						52E				140SDEA064
	40	16						56E	160SPEA064			160SDEA064
RELEX												
R51AVB, R61AVB	40	16	3/8	0.058	1,5	73LGX/LPX/D/DP	7	60E	168SLHD024	168SFHD024		
	45	18						68E	188SLHD024	188SFHD024		188ATMD024
	50	20						72E	208SLHD024	208SFHD024	208RNDD024	208ATMD024
REMINGTON®												
LIMB N'TRIM, MIGHTY MITE, MIGHTY MITE ELEC	20	8	3/8	0.050	1,3	72LGX/LPX/D/DP	7	48E				
	25	10						56E				
	30	12						64E				
	35	14						72E				
FASTSHARP, 860AV, CUTTER, EL6DELUXE, ELECTRICPOWER, LIMB N'TRIM	20	8	91	0.050	1,3	91VG/91VX/91P	6	34E				
	25	10						40E				
	30	12						45E				
	35	14						50E				
	40	16						56E				
100, 200, 300, 400, 500, 812, 814, 816, 816AV, 840AV, 850AV	25	10	91	0.050	1,3	91VG/91VX/91P	6	39E				100SDEA218
	30	12						44E				120SDEA218*
	35	14						49E	140SPEA218*			140SDEA218*
	40	16						54E	160SPEA218*			160SDEA218*
YARDMASTER, E1450, EL6STANDARD, EL6SUPER	25	10	91	0.050	1,3	91VG/91VX/91P	6	40E				
	30	12						45E				120SDEA089
	35	14						50E				140SDEA089






	cm	"	"	mm				SL/MP/SP/GP	SX/PXB/SFG/SFH	RN	AT	SD/ML/DG
REMINGTON® ./..												
	40	16						56E				160SDEA089
PL4, PL5, PL55, PL55A, PL5A, PL6, PL6A, PL7, PL7A, SL10, SL10A, SL11A, SL4, SL9, SL9A, SL-14, SL-16	40	16	3/8	0.050	1,3	72LGX/LPX/D/DP	7	60E	160GLHD196		160RNDD196	160ATMD196
	45	18						68E				
	50	20						70E	200GLHD196		200RNDD196	200ATMD196
	66	26						85E				
	45	18	.404	0.058	1,5	58L/26	7	62E				
	53	21						72E				
	60	24						79E				
	75	30						92E				
RYOBI®												
PCN 3335 APR02	25	10	91	0.050	1,3	91VG/91VX/91P	6	40E				100SDEA041
	30	12						45E	120SPEA041*	120SXEA041		120SDEA041* 
	35	14						52E	140SPEA041*	140SXEA041		140SDEA041* 
	40	16						57E	160SPEA041*	160SXEA041		160SDEA041*
PCN 4040	40	16						66E	160SLGK041		160RNBK041	
	45	18						72E	180SLGK041		180RNBK041	
35B, CS36C, CS41, CSE3330, CSE385CB, HC31, HC36, HC41, HCS31, HCS36 CS-1530, CS-1535, CS-1540	30	12	91	0.050	1,3	91VG/91VX/91P	6	44E				120SDEA218*
	35	14						49E	140SPEA218*			140SDEA218*
	40	16						55E	160SPEA218*			160SDEA218*
CSE5145, CSE5650	40	16	.325	0.058	1,5	21BPX/LPX	7	68E			168RNBK041	
	45	18						72E	188SLGK041	188PXBK041		
	50	20						80E			208RNBK041	
CSN 410,	40	16	91	0.050	1,3	91VG/91VX/91P	6	56E				
SABRE												
SABRE 31, 33, 205, 3350B, S35	30	12	91	0.050	1,3	91VG/91VX/91P	6	48E	120GPEA061*			120DGEA061*
	30	12						49E				
	35	14						52E	140GPEA061*			
	35	14						53E				140DGEA061*
	40	16						59E	160GPEA061*			160DGEA061*
SAUER												
ZKS2033, ZKS33	35	14	.325	0.050	1,3	20BPX/LPX	7	61E				
	35	14	3/8	0.050	1,3	72LGX/LPX/D/DP	7	54E				
SHARK												
PL2, PL4	30	12	91	0.050	1,3	91VG/91VX/91P	6	44E				120SDEA218*
	38	15						49E	140SPEA218*			140SDEA218*
	40	16						55E	160SPEA218*			160SDEA218*
SHINDAIWA® / SDK / ISEKI												
P230, P231 	20	8	90	0.043	1,1	90SG	6	33E				
	25	10						39E				104MLEA318
	30	12						44E				
305AVZ, E305 	35	14	1/4	0.050	1,3	25AP	8	76E				140SDAA041
	40	16						86E				
A090B, A100C, A102, A103, A104P, A105B, A107, A110, A110P, A113, A113L, A113P, A117P, 120, 140, A150B, 150E, 160, A180, 285S, 300S, 305, 340, 345, 346, 350, 352, 352S 355, 357, 360, EYB120, EYB150, EYB180, YB291, YB301, YB391, YB395, YB401, YB491	30	12	91	0.050	1,3	91VG/91VX/91P	6	45E	120SPEA041*	120SXEA041		120SDEA041* 
	35	14						52E	140SPEA041*	140SXEA041		140SDEA041* 
	40	16						57E	160SPEA041*	160SXEA041		160SDEA041*
360, 366, 377, 400, 415, 416, 420, 446S, 450, 451, 488, 490	33	13	.325	0.050	1,3	20BPX/LPX	7	56E				
	40	16						66E	160SLGK041		160RNBK041	






	cm	"	"	mm				SL/MP/SP/GP	SX/PXB/SFG/SFH	RN	AT	SD/ML/DG
SHINDAIWA® / SDK / ISEKI J..												
500, 510, 560, 580, A180B,	45	18						72E	180SLGK041		180RNBK041	
YB501, YB601, YB701, YB495, YB691, YB377	28	11	.325	0.058	1,5	21BPX/LPX	7	52E				
	33	13						56E	138SLBK041	138PXBK041		
	35	14						60E				
	38	15						64E	158SLBK041	158PXBK041		
	40	16						66E	168SLGK041	168PXBK041	168RNBK041	
	45	18						72E	188SLGK041	188PXBK041		
550, 575, 577, 680, 695, 757, 757C YB801, YB901, YB1091	40	16	3/8	0.058	1,5	73LGX/LPX/D/DP	7	60E	168SLHD009	168SFHD009	168RND009	168ATMD009
	43	17						64E	178SLHD009		178RND009	178ATMD009
	45	18						68E			188RND009	188ATMD009
	50	20						72E			208RND009	208ATMD009
SHINGU												
SP3200T, SP3200, SP3400	30	12	91	0.050	1,3	91VG/91VX/91P	6	45E	120SPEA041*	120SXEA041		120SDEA041* 
	35	14						52E	140SPEA041*	140SXEA041		140SDEA041* 
	40	16						57E	160SPEA041*	160SXEA041		160SDEA041*
SP4000	40	16	.325	0.050	1,3	20BPX/LPX	7	66E	160SLGK041		160RNBK041	
	45	18						72E	180SLGK041		180RNBK041	
SKIL®												
1600HE, 1601HE, 1602HE, 1610U, 1612U, 1616U, 1712U	30	12	91	0.050	1,3	91VG/91VX/91P	6	45E				120SDEA064
	35	14						52E				140SDEA064
	40	16						56E	160SPEA064			160SDEA064
1620U, 1634U, 1636U	30	12	91	0.050	1,3	91VG/91VX/91P	6	45E	120SPEA041*	120SXEA041		120SDEA041* 
	35	14						52E	140SPEA041*	140SXEA041		140SDEA041* 
	40	16						57E	160SPEA041*	160SXEA041		160SDEA041*
1603H, 1604H	35	14	91	0.050	1,3	91VG/91VX/91P	6	52E				
SOLO®												
613	30	12	91	0.050	1,3	91VG/91VX/91P	6	45E	120SPEA041*	120SXEA041		120SDEA041* 
	35	14						52E	140SPEA041*	140SXEA041		140SDEA041* 
	40	16						57E	160SPEA041*	160SXEA041		160SDEA041*
614, 630, 633, 635, 636, 637, 640, 642	30	12	91	0.050	1,3	91VG/91VX/91P	6	45E	120SPEA095			120SDEA095
	35	14						52E	140SPEA095*			140SDEA095* 
	40	16						56E	160SPEA095*			160SDEA095* 
	45	18						60E				180SDEA095
636 	30	12	90	0.043	1,1	905G	7	45E				
	35	14						52E				144MLEA095
MULTI-MOT 	25	10	1/4	0.050	1,3	25AP	8	58E				
	30	12						68E				
600, 605VA, 606VA, 631, 632, 634, 638, 641, FARMER31, FARMER32, FARMER38	30	12	91	0.050	1,3	91VG/91VX/91P	6	47E				
	35	14						53E				
	40	16						58E				
614E	40	16	91	0.050	1,3	91VG/91VX/91P	7	57E				
610, 611VA, 615, 616VA, FARMER11, FARMER16	40	16	.325	0.050	1,3	20BPX/LPX	7	67E				
	45	18						73E				
639, 641, 644, 650, 645, 647, 651, 654	33	13	.325	0.058	1,5	21BPX/LPX	7	57E	138SLBK095	138PXBK095	138RNBK095	
	35	14						61E				
	38	15						65E	158SLGK095		158RNBK095	
	40	16						67E	168SLGK095	168PXBK095	168RNBK095	
	40	16						68E	34372			
	45	18						73E	188SLGK095	188PXBK095	188RNBK095	
662, 667, 670, 680,	33	13	3/8	0.058	1,5	73LGX/LPX/D/DP	7	52E	138SLHD009		138RND009	






	cm	"	"	mm			SL/MP/SP/GP	SX/PXB/SFG/SFH	RN	AT	SD/ML/DG	
SOLO® ./..												
690, 694	38	15					56E	158SLHD009	158SFH009	158RNDD009	158ATMD009	
	40	16					60E	168SLHD009	168SFHD009	168RNDD009	168ATMD009	
	43	17					64E	178SLHD009		178RNDD009	178ATMD009	
	45	18					68E	188SLHD009	188SFHD009	188RNDD009	188ATMD009	
	50	20					72E	208SLHD009	208SFHD009	208RNDD009	208ATMD009	
	55	22					76E			228RNDD009		
	60	24					84E			248RNDD009	248ATMD009	
	65	26					89E			268RNDD009		
603, 609	70	28					92E			288RNDD009	288ATMD009	
	60	24	.404	0.063	1,6	59L/59AC/27/27P	7	76E			243ATMD009	
	70	28						84E				
	80	32						95E				
635,642	90	36						108E				
	43	17	.404	0.063	1,6	59L/59AC/27/27P	7	63E				
	53	21						72E				
620, 640, 645, 650, 655, 660, 70, SOLOREX	63	25						82E				
	40	16	3/8	0.050	1,3	72LGX/LPX/D/DP	8	60E				
50	20							71E				
	STANLEY®											
	CS04, CS07, CS23	30	12	91	0.050	1,3	91VG/91VX/91P	8	41E			
35		14						52E			140SDEA041*	
45		18						60E				
CS05, CS06	38	15	.325	0.058	1,5	21BPX/LPX	7	64E	158SLBK095	158PXBK095		
STEINMAX												
CS300, CS360	30	12	91	0.050	1,3	91VG/91VX/91P	6	44E			120SDEA218*	
	35	14						49E	140SPEA218*		140SDEA218*	
	40	16						55E	160SPEA218*	160SXEA318	160SDEA218*	
G320AVS, G380AVS	30	12	91	0.050	1,3	91VG/91VX/91P	6	45E	120SPEA041*	120SXEA041	120SDEA041*▲	
	35	14						52E	140SPEA041*	140SXEA041	140SDEA041*▲	
STIHL®												
HT70, HT75, HT100, HT101, 017, 019T, MS190, E140, 023L, MSE140, MSE160, MS170, MS171, MSE180, MS181, MS191T, MS192	30	12	90	0.043	1,1	90SG	6	44E			124MLEA074	
	35	14						50E			144MLEA074	
009, 010, 011, 018, 019, 019T, 020, 020T, 021, 023, 025, E10, E14, E160, E180, MSE200, MS241, MS200T, MS180, MS191, MS170, MS210, MS211, MS230, MSE140, MS160, MS250, MS180, MS192	30	12	91	0.050	1,3	91VG/91VX/91P	6	44E	120SPEA074	120SXEA074	120SDEA074*▲	
	35	14						50E	140SPEA074*	140SXEA074	140SDEA074*▲	
	40	16						55E	160SPEA074*	160SXEA074	160SDEA074*▲	
MS240, MS260, MS261, E160, E180, 024, 026, 028, 029, 030, 031, 032, 034, 036, 039, MS270, MS271, MS280, MS291, MS290, MS360, MS361, MS390, MS391, MS200	33	13	95	0.050	1,3	95VPX	7	56E	130MPBD025			
	38	15						62E	150MPGD025			
	40	16						67E	160MPGD025			
25, 012, MS230, MS231, MS250, MS251	45	18						74E	180MPGD025			
	40	16	.325	0.063	1,6	22BPX/LPX	7	62E	163SLBA074			
								68E	183SLBA074			
024, 026, 028, 029, 030, 031, 032, 034, 036, 039, MS240, MS260, MS270,	33	13	.325	0.058	1,5	21BPX/LPX	7	56E	138SLBD025			
	33	13	.325	0.063	1,6	22BPX/LPX	7	56E	133SLBD025			
	38	15						62E	153SLGD025	153SFGD025	153RNBD025	





	cm	"	"	mm			SL/MP/SP/GP	SX/PXB/SFG/SFH	RN	AT	SD/ML/DG	
STIHL® ./..												
MS280, MS290, MS360, MS361, MS390, MS200, MS36E	40	16					67E	163SLGD025	163SFGD025	163RNBD025	163ATMD025	
	45	18					74E	183SLGD025	183SFGD025	183RNBD025	183ATMD025	
	50	20					81E	203SLGD025			203ATMD025	
029, 031, 032, 034, 036, 038, 039, 041, 042, 044, 045, 046, 048, 056, 064, 066, E15, E20, E220, MS290, MS310, MS311, MS390, MS200, MS220, MS340, MS341, MS360, MS361, MS362 MS361, MS440, MS441, MS460, MS640, MS650, MS660, MS880	33	13	3/8	0.063	1,6	75LGX/LPX/D/DP	7	52E				
	38	15						56E	153SLHD025	153SFHD025	153RNDD025	
	40	16						60E	163SLHD025	163SFHD025	163RNDD025	163ATMD025
	45	18						66E	183SLHD025	183SFHD025	183RNDD025	183ATMD025
	50	20						72E	203SLHD025	203SFHD025	203RNDD025	203ATMD025
	55	22							77E		223RNDD025	
	60	24							84E	243SLHD025	243RNDD025	243ATMD025
70	28							91E		283RNDD025		
90	36							114E		363RNDD025		
075, 08, 08S, 050, 051, 075, 076, 084, 088, E30, MS880	35	14	3/8	0.063	1,6	75LGX/LPX/D/DP	7	58E				
	43	17						66E		173RNDE031	173ATLE031	
	53	21						75E		213RNDE031	213ATLE031	
	63	25						88E		253RNDE031		
	43	17	.404	0.063	1,6	59L/59AC/27/27P	7	60E		173RNFE031	173ATLE031	
	53	21						68E		213RNFE031	213ATLE031	
	63	25						80E		253RNFE031		
	43	17						60E		173RNFE031	173ATME031	
	53	21						68E		213RNFE031	213ATME031	
	63	25						80E		253RNFE031	253ATME031	
75	30						91E					
90	36						104E					
070, 090	43	17	.404	0.063	1,6	59L/59AC/27/27P	7	64E				
	53	21						72E		213ATLE086		
	63	25						84E		253ATLE099		
	75	30						92E		303ATLE099		
	90	36						104E		363ATLE099		
	104	41						122E				
STIGA®												
930, 935, 1400	30	12	91	0.050	1,3	91VG/91VX/91P	6	44E			120SDEA218*	
	30	12						45E				
	35	14						50E	140SPEA218*		140SDEA218*	
940	35	14	.325	0.050	1,3	20BPX/LPX	7	55E				
	35	14						56E				
955	40	16	3/8	0.058	1,5	73LGX/LPX/D/DP	7	60E				
SE1.6, SE1.8	30	12	91	0.050	1,3	91VG/91VX/91P	6	44E				
	35	14						50E				
	40	16						55E				
	40	16						56E				
SP340	30	12	91	0.050	1,3	91VG/91VX/91P	7	44E				
	35	14						50E				
	40	16						56E				
SP370, SP410	33	13	95	0.050	1,3	95VPX	7	56E			130MLBS165	
	40	16						64E			160MLBS165	
SP460, SP510	33	13	.325	0.058	1,5	21BPX/LPX	7	56E	138SLBK095	138PXBK095		
	35	14						61E				
	40	16						66E	168SLBK095			





	cm	"	"	mm				SL/MP/SP/GP	SX/PXB/SFG/SFH	RN	AT	SD/ML/DG
STIGA® J..												
	45	18						72E	188SLBK095		188RNBK095	
	50	20						78E				
TALON												
AC2108, AC2109, AC2101, AC2105, AC2111, AC3100	30	12	91	0.050	1,3	91VG/91VX/91P	6	45E				120SDEA318*
	35	14						49E	140SPEA318*	140SXEA318		140SDEA318*
	40	16						55E	160SPEA318*	160SXEA318		160SDEA318*
AC3100	30	12	91	0.050	1,3	91VG/91VX/91P	6	45E	120SPEA095			120SDEA095*
	35	14						49E				
	35	14						52E	140SPEA095*			140SDEA095*
	40	16						54E				
	40	16						56E	160SPEA095*			160SDEA095*
	45	18						60E				
AC3102	40	16	325	0.050	1,3	20BPX/LPX	7	66E	160SLBK095			
	45	18						72E	180SLBK095		180RNBK095	
	50	20						78E	200SLBK095			
TAS TANAKA®												
290, 300, ECS330, ECS3500, ECS360, ECS320, ECS 3301, ECS3351	30	12	91	0.050	1,3	91VG/91VX/91P	6	45E	120SPEA041*	120SXEA041		120SDEA041*
	35	14						52E	140SPEA041*	140SXEA041		140SDEA041*
	40	16						57E	160SPEA041*	160SXEA041		160SDEA041*
ECS4000, ECV-4501	28	11	325	0.058	1,5	21BPX/LPX	7	52E				
	33	13						56E	138SLBK041	138PXBK041		
	35	14						60E				
	38	15						64E	158SLBK041	158PXBK041		
	40	16						66E	168SLGK041	168PXBK041		
	40	16						68E				
	45	18						72E	188SLGK041	188PXBK041		
	50	20						80E				
650, ECS506, 655	33	13	3/8	0.050	1,3	72LGX/LPX/D/DP	7	52E				
	40	16						60E	160SLHD176		160RNDD176	
	45	18						64E	180SLHD176			
	45	18						66E			180RNDD176	
	50	20						70E	200SLHD176		200RNDD176	
TAIGA												
All Models	43	17	3/8	.063	1,6	75LGX/LPX/D/DP		64E				
	43	17	3/8	.058	1,5	73LGX/LPX/D/DP		64E	178SLHD010			
TOPSO												
E500AV, E510AVB, E600AV, E601AV, E610AVB, E611AVB, E700AV, E710AVB	33	13	3/8	0.058	1,5	73LGX/LPX/D/DP	7	52E				
	38	15						56E				
	40	16						60E	168SLDD024			
	45	18						68E	188SLHD024	188SFHD024		188ATMD024
	50	20						72E	208SLHD024	208SFHD024	208RNDD024	208ATMD024
URAL												
All models	50	20	404	0.063	1,6	59L/59AC/27/27P	7	64E	203SLFM015		203RNF015	
VAP												
1400, 35F, 38, 40F, 44F, 52F, 530, 534, 535, 538, 60F, 14F, 542, 68F	30	12	91	0.050	1,3	91VG/91VX/91P	6	44E				
	35	14						49E				140SDEA111
	40	16						56E				160SDEA129
	28	11	325	0.058	1,5	21BPX/LPX	7	52E	118SLBK095			
	33	13						56E	138SLBK095	138PXBK095	138RNBK095	
	35	14						60E				





	cm	"	"	mm			SL/MP/SP/GP	SX/PXB/SFG/SFH	RN	AT	SD/ML/DG
VAP ./. .											
	38	15					64E	158SLGK095		158RNBK095	
	40	16					66E	168SLGK095	168PXBK095	168RNBK095	
	40	16					68E	34372			
	45	18					72E	188SLGK095	188PXBK095	188RNBK095	
	50	20					78E	208SLGK095		208RNBK095	
49, 50E, 549, 55, 553, 553S, 555, 570, 65F, 69E, 70, 72F, 72FS, 82F, 90F	40	16	3/8	0.058	1,5	73LGX/LPX/D/DP	7	60E	168SLHD024	168SFHD024	
	45	18						68E	188SLHD024	188SFHD024	188ATMD024
	50	20						72E	208SLHD024	208SFHD024	208ATMD024
	58	23						80E			
	63	25						88E			
	75	30						98E			308ATMD024
	40	16	.404	0.058	1,5	58L/26	7	55E			
	45	18						62E			188ATMD024
	50	20						66E			208ATMD024
	58	23						73E			
WEN®											
All Models	30	12	91	0.050	1,3	91VGX/91VX	6	47E			
	35	14						53E			
ZENOAH®											
G2500PS G2000T	30	12	1/4	0.050	1,3	25AP	9	66E			120SDAA041
GT250-10, GT310-12, GT310-14, G2500T, G3200T, GZ3500T	25	10	91	0.050	1,3	91VG/91VX/91P	6	40E			100SDEA041
G300T, G310TS, G320 AVS,	30	12						45E	120SPEA041*	120SXEA041	120SDEA041*▲
	35	14						52E	140SPEA041*	140SXEA041	140SDEA041*▲
G3800AVS-14, G3800AVS-16, G250TS, G3100, G3200, G3800, G3300,	40	16						56E	160SPEA041*	160SXEA041	160SDEA041*▲
	40	16						58E			
G380AVS	30	12	.325	0.058	1,5	21BPX/LPX	7	54E			
	33	13						56E	138SLBK041	138PXBK041	
	35	14						60E			
	38	15						64E	158SLBK041	158PXBK041	
	40	16						66E	168SLGK041	168PXBK041	
G415AVS-16, GZ4000, GZ4500	33	13	95	0.050	1,3	95VPX	7	56E			130MLBK041
	38	15						64E			150MLBK041
	45	18						72E			180MLBK041
G410AVS, G455AVS, G500AVS, G38, G46, G5000, G5300 G415AVS, G455AVS, G500AVS	33	13	.325	0.058	1,5	21BPX/LPX	7	56E	138SLBK095	138PXBK095	
	35	14						60E			
	38	15						64E	158SLBK095	158PXBK095	158RNBK095
	38	15						64E	158SLGK095		158RNBK095
	40	16						66E	168SLGK095	168PXBK095	168RNBK095
	45	18						72E	188SLGK095	188PXBK095	188RNBK095
	50	20						81E			
	50	20						78E	208SLGK095		208RNBK095
G561AVS, G621AVS	40	16	.325	0.058	1,5	21BPX/LPX	7	66E			
	45	18						72E	188SLGD176		
	50	20						81E			
G621AVS, G6200, G7700	33	13	3/8	0.058	1,5	73LGX/LPX/D/DP	7	52E			
	40	16						60E			
	45	18						64E	188SLHD176		
	50	20						70E	208SLHD176		
	50	20						72E		8873D	

